Serie Valves

Valvole Elettropneumatiche
Solenoid Valve
Elektropneumatische Ventile
Distributeurs Électropneumatiques
Válvulas Electroneumáticas
Válvulas Eletro-pneumáticas

Serie 01V - X1V
Pag. 17.6 - 17.16

Valvole Asservite
Assisted Valve
Ventile Vorgesteuert
Distributeurs à Commande Assistée
Válvula Asistida
Válvula Piloto Externo

Serie 01V
Pag. 17.17 - 17.29

Valvole Pneumatiche
Pneumatic Valve
Pneumatische Ventile
Distributeurs Pneumatiques
Válvulas Neumáticas
Válvulas Pneumáticas

Serie 01V
Pag. 17.30 - 17.36

Valvole ad Azionamento Manuale
Manual Valve
Manuell Betätigte Ventile
Distributeurs à Commandes Manuel
Válvulas de Accionamiento Manual
Válvulas de Acionamento Manual

Serie 01V - X1V
Pag. 17.37 - 17.47

Valvole ad azionamento meccanico
Mechanically actuated valve
Mechanisch betätigte ventile
Distributeurs à commandes mécaniques
Válvulas de accionamiento mecánico
Válvula de acionamento mecânico

Serie 01V
Pag. 17.48 - 17.51

Basi Multiple
Multiple Bases
Mehrfach Grundplatten
Embases Multiples
Base Múltiple
Bases Múltiplas



Serie 01V
Pag. 17.52 - 17.56

Micro Valvole
Micro Valves
Mikroventile
Microdistributeurs
Microválvulas
Micro-Válvulas

Serie 02V
Pag. 17.58 - 17.60

Valvole 16 mm
16 mm Valves
Ventile 16 mm
Distributeurs 16 mm
Válvulas 16 mm
Válvulas 16 mm

Serie 03V
Pag. 17.62 - 17.66

Valvole a Pannello, Pulsanti e Selettori
Panel Valve , Push Buttons and Selectors
Schalttafelventile, Taster und Schalter
Distributeurs pour commandes en panneau et boutons
Válvulas de Panel, Pulsadores, Selectores
Válvulas para Painel, Pulsantes e Seletoras

Serie 04V
Pag. 17.68 - 17.70

Valvole VDMA 18 mm - Basi per Valvole VDMA 18 mm
18 mm VDMA Valve - 18 mm VDMA Bases
Ventile 18 mm VDMA - 18 mm VDMA Mehrfach Grundplatten
Distributeurs 18 mm VDMA - Embases multiples pour Distributeurs 18 mm VDMA
Válvulas VDMA 18 mm - Base para Válvula VDMA 18 mm
Válvulas VDMA 18 mm - Bases Para Válvulas Vdma 18 mm

Serie 05V
Pag. 17.72 - 17.82

Valvole a Pedale
Pedal Valve
Valvole a Pedale
Distributeurs à Pédale
Válvulas a Pedal
Válvulas Pedal

Serie 06V
Pag. 17.84 - 17.85

Elettropiloti
Solenoid Valve
Magnetventile
Electro Distributeurs
Electropilotos
Válvulas Solenóide

Serie 07V
Pag. 17.87 - 17.89

Elettropiloti Miniaturizzati 10 mm e 15 mm
Miniature Solenoid Valve 10 mm and 15 mm
Miniatur Ventile 10 mm und 15 mm
Distributeurs Miniature au pluriel 10 mm et 15 mm
Electropiloto Miniaturizado 10 mm y 15 mm
Eletropilotos Miniaturizados 10 mm e 15mm

Serie 07V
Pag. 17.90 - 17.96

Valvole NAMUR
NAMUR Valve
NAMUR Ventile
Distributeurs NAMUR
Válvulas NAMUR
Válvulas NAMUR

Serie 08V
Pag. 17.98 - 17.106

Valvola a Leva Manuale
Rotary Hand Lever Valve
Handhebeventil
Distributeur a Commande Manuelle
Válvula de Leva Manual
Válvula de Alavanca Manual

Serie 12V
Pag. 17.108 - 17.109

Valvola Elettropneumatica Modulare
Modula Solenoid Valve
Modulare Druckluft-elektromagnet-ventile
Ilots de Distribution Pneumatique
Válvulas Electroneumáticas Modulares
Válvulas Eletropneumáticas Modulares

Serie 15V
Pag. 17.111 - 17.144

Solenoidi e Connettori
Solenoid and Connectors
Magnetspulen und Stecker
Bobines et Connecteurs
Bobinas y Conectores
Solenóides e Conectores

Pag. 17.24 - 17.29 / 17.75

Aignep si riserva il diritto di variare modelli e ingombri senza preavviso - *Aignep reserves the right to vary models and dimensions without notice - Aignep behält sich das Recht vor, Daten ohne Ankündigung zu ändern*
Aignep se réserve le droit de modifier les données sans préavis - Aignep se reserva el derecho de modificar modelos y dimensiones sin previo aviso - Aignep reserva-se o direito de alterar os modelos e dimensões sem prévio aviso

AIGNEP

VALVOLE ELETTROPNEUMATICHE, PNEUMATICHE E MANUALI

MANUAL, PNEUMATIC AND SOLENOID PILOT VALVES

MANUELLE, PNEUMATISCHE & ELEKTROPNEUMATISCHE VENTILE

DISTRIBUTEURS ÉLECTROPNEUMATIQUES, PNEUMATIQUES & MÉCANIQUES

VÁLVULAS ELECTRONEUMÁTICAS, NEUMÁTICAS Y MANUALES

VÁLVULAS ELETRO-PNEUMÁTICAS, PNEUMÁTICAS E MANUAIS



Serie Valves

AIGNEP

IT

VALVOLE 01V

Le Valvole Aignep Serie 01V, elettriche, pneumatiche e manuali, sono robuste, versatili e combinano prestazioni elevate con ingombro contenuto.

Queste valvole sono caratterizzate da alta portata, tempi di commutazione ridotti e bassa pressione di commutazione.

Disponibili in 3 taglie, 1/8 - 1/4 e 1/2 sono progettate per pressioni di esercizio fino a 10 bar.

Sono disponibili manifold di distribuzione per la creazione di batterie dedicate.

Valvole ATEX:

- Ex II 2 GD c T6 -10°C<Tamb<60°C

Le Bobine a basso assorbimento sono disponibili in tutte le tensioni, sono disponibili versioni:

- ATEX II2G EX DMD IIC T5 GB

- UL1446 CAN/CSA C22.2

Principali vantaggi

- **Estremamente durevole**
- **Alto flusso in dimensioni compatte**
- **Facile Installazione**
- **Amplia gamma**
- **Basso consumo**

Applicazioni

- **Automazione Pneumatica, Robotica e manipolazione**
- **Automotive Process**
- **Industria tessile, imballaggio, farmaceutica, pesante**
- **Food Process**
- **ATEX Zone**

GB

01V VALVES

The 01V valve range is robust , versatile and combines high performances with compact installation dimensions.

Solenoid, electrical, mechanical and manual operated.

Large flow capacity , short change-over times and low change-over pressure.

Available in 3 sizes: 1/8 - 1/4 e 1/2 .

They can operate up to 10 bar working pressure. Multiple manifolds to create your own valves block. Solenoid coils are energy-saving and available in all voltage.

Valves ATEX:

- Ex II 2 GD c T6 -10°C<Tamb<60°C

Solenoid coils according to ATEX II2G EX DMD IIC T5 GB and UL1446 CAN/CSA C22.2 are also available.

Main advantages

- *Extremely Durable*
- *High Flow in Compact Dimension*
- *Easy Installation*
- *Large Range*
- *Energy Saving*

Applications

- *Pneumatic Automation, Robotics, Handling*
- *Automotive Process*
- *Textile, Packaging, Heavy Duty*
- *Food Process*
- *ATEX Zone*

DE

VENTILE 01V

Die 01V Ventilbaureihe ist robust, vielseitig und kombiniert hohe Leistung mit kompakten Einbaumassen.

Magnetisch, elektrisch, mechanisch und manuell betrieben. Grosse Durchflussleistung, kurze Umrüstzeiten und niedriger Umschaltdruck.

Erhältlich in 3 Größen: 1/8 - 1/4 und 1/2". Sie können mit bis zu 10 bar Betriebsdruck arbeiten.

Verschiedene Verteilerblöcke um Ihre eigenen Ventileblöcke zu erstellen. Magnetspulen sind energiesparend und in allen Spannungen erhältlich.

Ventile ATEX:

- Ex II 2 GD c T6 -10°C<Tamb<60°C

Magnetspulen nach ATEX II2G EX DMD IIC T5 GBe UL1446 CAN / CSA C22.2 sind ebenfalls erhältlich.

Hauptvorteile

- *Extrem Dauerhaft*
- *Hohe Durchflussleisting in kompakte Abmessungen*
- *Einfache Montage*
- *Weites Spektrum*
- *Energieeinsparung*

Anwendungen

- *Pneumatische Automation, Robotik, Handling*
- *Automobil Prozess*
- *Textil-, Verpackungs-, Schwerlast-Industrie*
- *Lebensmittel Prozess*
- *ATEX Bereich*

FR

DISTRIBUTEUR 01V

La gamme des distributeurs 01V est robuste, polyvalente et offre des performances élevées dans des dimensions compactes. Disponibles en commande électrique, mécanique et manuelle. Grande capacité de débit, faibles temps et basse pression de commutation.

Disponibles en 3 tailles: 1/8 1/4 et 1/2 , sont conçus pour des pressions de service jusqu'à 10 bar.

Les bobines et connecteurs complètent l'offre. Les bobines sont économes en énergie et disponibles dans toutes les tensions.

Distributeur ATEX:

- Ex II 2 GD c T6 -10°C<Tamb<60°C

Bobines selon ATEX II2G EX DMD IIC T5 GB et UL1446 CAN/CSA C22.2

Principaux avantages

- Longue durée d vie
- Haut débit avec dimension compact
- Facile d'installation
- Large gamme
- Faible consommation

Applications

- Automatismes pneumatiques, Robotique
- Process Automobile
- Industrie textile, l'emballage
- Process alimentaire
- Zone ATEX

ES

VÁLVULAS 01V

Las válvulas Aignep Serie 01V, eléctricas, neumáticas y manuales, son robustas, versátiles y combinan elevadas prestaciones con dimensiones contenidas. Estas válvulas se caracterizan de gran caudal, tiempos de conmutación reducidos y baja presión de conmutación.

Disponibles en 3 tallas, 1/8 – 1/4 y 1/2 son proyectadas para presiones de ejercicio hasta 10 bar.

Están disponibles bases de distribución para la creación de baterías dedicadas.

Válvulas ATEX:

- Ex II 2 GD c T6 -10°C<Tamb<60°C

Las bobinas de bajo consumo están disponibles en todas las tensiones, también disponibles versiones ATEX II2G EX DMD IIC T5 GB y UL 1446 CAN/CSA C22.2

Principales ventajas

- Extremadamente Durable
- Alto Caudal en dimensiones compactas
- Fácil instalación
- Amplia Gama
- Bajo Consumo

Aplicaciones

- Automatización neumática, robótica y manipulación
- Procesos de automoción
- Industria textil, embalaje, farmacéutica, pesada
- Alimentaria
- Zona ATEX

PT

VÁLVULAS 01V

As Válvulas Aignep Série 01V, elétricas, pneumáticas e manuais, são robustas, versáteis e combinam performance elevada com tamanho reduzido. Estas válvulas são caracterizadas por alta vazão, tempos de comutação reduzidos e baixa pressão de comutação.

Disponíveis em 3 tamanhos, 1/8" - 1/4" e 1/2" são projetadas para presões de trabalho de até 10 bar.

São disponíveis manifolds para montagens de baterias de válvulas dedicadas.

Válvulas ATEX:

- Ex II 2 GD c T6 -10°C<Tamb<60°C

As bobinas estão disponíveis em todas as tensões, e nas versões ATEX II2G EX DMD IIC T5 GB e UL1446 CAN/CSA C22.2

Pricipais Vantagens

- Extremamente durável
- Alto fluxo en com reduzidas dimensões
- Instalação fácil
- Ampla Gama
- Economia de Energia

Aplicações

- Automações Pneumática, Robótica e manipulação
- Processos Automotivos
- Indústria têxtil, embalagem, farmacêutica, industria pesada
- Processos Alimnetícios
- Aprovação ATEX

AIGNEP

Serie 01V - X1V

VALVOLE ELETTROPNEUMATICHE, PNEUMATICHE, MANUALI E ASSERVITE

MANUAL, PNEUMATIC, SOLENOID PILOT AND ASSISTED VALVE

MANUELLE, PNEUMATISCHE & ELEKTROPNEUMATISCHE VENTILE ELEKTROPNEUMATISCHE VENTILE VORGESTEUERT

DISTRIBUTEURS ELECTROPNEUMATIQUES, PNEUMATIQUES, MÉCANIQUES, À COMMANDE ASSISTÉE

VÁLVULAS ELECTRONEUMÁTICAS, NEUMÁTICAS, VÁLVULAS DE ACCIONAMIENTO MANUAL Y VÁLVULA ASISTIDA

VÁLVULAS ELETRO-PNEUMÁTICAS, PNEUMÁTICAS, VÁLVULAS DE ACIONAMENTO MANUAL E VÁLVULA PILOTO EXTERNO

VALVOLE AD AZIONAMENTO ELETTROPNEUMATICO

SOLENOID PILOT VALVE
ELEKTROPNEUMATISCHE VENTILE
DISTRIBUTEURS ÉLECTROPNEUMATIQUES
VÁLVULAS DE ACCIONAMIENTO ELECTRONEUMÁTICO
VÁLVULAS DE ACIONAMENTO ELETRO-PNEUMÁTICO

CARATTERISTICHE TECNICHE
TECHNICAL CHARACTERISTICS
TECHNISCHE ANGABEN
CARACTÉRISTIQUES TECHNIQUES
CARACTERÍSTICAS TÉCNICAS
CARACTERÍSTICAS TÉCNICAS

Norma di Riferimento
Reference standard
Entspricht der Norm
Norme de référence
Normativa de referencia
Norma de referência

1907/2006 REACH
2011/65/CE RoHS
ATEX 2014/34/UE
PED 2014/68/UE

		1/8	1/4	1/2
ATTACCO FILETTATO *ROSCA* *ANSCHLUSS* *CONNEXION* *ROSCA* *CONEXÃO ROSCADA*		1/8	1/4	1/2
PORTATA a 6 BAR con Δp 1 bar *6 bar FLOW RATE with Δp 1 bar* *DURCHFLUSSWERT BEI 6 bar mit Δp 1 bar* *DÉBIT DE REFERENCE à 6 bar avec Δp 1 bar* *CAUDAL a 6 BAR con Δp 1 bar* *VAZÃO a 6 BAR com Δp 1 bar*		740 Nl/min	1200 Nl/min	5000 Nl/min
PRESSIONE DI FUNZIONAMENTO *OPERATING PRESSURE* *BETRIEBSDRUCK* *PRESSION DE SERVICE* *PRESIÓN DE EJERCICIO* *PRESSÃO DE OPERAÇÃO*	Monostable	2 ÷ 10 bar		
	Bistable	1 ÷ 10 bar		
TEMPERATURA *TEMPERATURE* *BETRIEBSTEMPERAUTUR* *TEMPÉRATURE DE TRAVAIL* *TEMPERATURA* *TEMPERATURA*	min	-10 °C		
	max	+60 °C		
TENSIONE SOLENOIDE *SOLENOID VOLTAGE* *SPANNUNG DER MAGNETSPULEN* *TENSION DE LA BOBINE* *TENSIÓN SOLENOIDE* *TENSÃO DA SOLENOIDE*		24V DC - 12V DC - 24V AC - 110V AC - 220V AC		
POTENZA MINIMA *MINIMUM POWER* *MIN. LEISTUNG* *PUISSANCE MIN.* *POTÉNCIA MÍNIMA* *POTÊNCIA MÍINIMA*		2W - 3VA		
COMANDO MANUALE *MANUAL CONTROL* *MANUELLE BETÄTIGUNG* *COMMANDE MANUELLE* *COMANDO MANUAL* *ACIONAMENTO MANUAL*		BISTABILE *BISTABLE* *BISTABIL* *BISTABLE* *BIESTABLE* *BIESTÁVEL*		
COPPIA DI SERRAGGIO DELLA GHIERA SUL SOLENOIDE *TORQUE OF TIGHTENING THE NUT SOLENOID* *ANZUGSDREHMOMENT DER SPULENBEFESTIGUNGSMUTTER* *COUPLE DE SERRAGE DES VIS DE FIXATION DES BOBINES* *PAR DE APRIETE TUERCA SOBRE LA BOBINA* *TORQUE DE APERTO DA PORCA DA SOLENÓIDE*		0.6 Nm		

Materiali e Componenti — IT
1 Corpo in alluminio anodizzato e verniciato
2 Spola in alluminio nichelato chimicamente
3 Guarnizioni in NBR

Component Parts and Materials — GB
1 Anodised and painted aluminium body
2 Chemical nickel-plated spool
3 NBR seals

Komponenten und Materialien — DE
1 Aluminiumgehäuse Eloxiert Und Lackiert
2 Schieber Aus Aluminium, Chemisch Vernickelt
3 Dichtungen Aus NBR

Matériaux et Composants — FR
1 Corps en aluminium anodisé et peint
2 Tiroir en aluminium, nickelé chimique
3 Joints en NBR

Materiales y Componentes — ES
1 Cuerpo en aluminio anodizado y barnizado
2 Corredera en aluminio niquelado químicamente
3 Juntas en NBR

Materiais e Componentes — PT
1 Corpo em alumínio anodizado e pintado
2 Carretel em alumínio niquelado quimicamente
3 Vedações em NBR

Tabella dei codici di ordinazione

Ordering codes
Bestellschlüssel
Code de commande
Tabla de codificación para pedidos
Tabela de codificação para compra

SERIE	Azionamento *Actuation* *Betätigung* *Actionnement* *Accionamiento* *Acionamento*	Riazionamento *Reactuation* *Rückstellung* *Rappel* *Reaccionamiento* *Retorno*	Vie *Ways* *Wege* *Voies* *Vías* *Vias*	Funzione *Function* *Funktion* *Fonction* *Función* *Funções*	Misura *Size* *Größe* *Dimension* *Medida* *Tamanho*
0 1 V	S	0	3	N C	0 2

S = Solenoide
Solenoid
Magnetspule
Bobine
Solenoide
Solenóide

0 = Monostabile con ritorno a molla
Monostable spring return
Monostabil mit Federrückstellung
Monostable à rappel par ressort
Monoestable con retorno muelle
Monoestável com retorno por mola

1 = Bistabile
Bistable
Bistabil
Bistable
Biestable
Biestável

Su richiesta - *If required - Auf Anfrage*
Sur demande - Bajo demanda - Sob encomenda

4 = Ritorno pneumatico
Pneumatic return
Pneumatische Rückhubsperre
Retour pneumatique
Retorno neumático
Retorno pneumático

3 = 3/2

5 = 5/2

7 = 5/3

NO = Normalmente aperta
Normally open
Normalerweise offen
Normalement ouvert
Normalmente abierta
Normalmente aberta

NC = Normalmente chiusa
Normally closed
Normalerweise geschlossen
Normalement fermé
Normalmente cerrada
Normalmente fechada

CC = Centri chiusi
Normally closed
Mittelstellung geschlossen
Centre fermé
Centros cerrados
Centro fechado

OC = Centri aperti
Normally exhausted
Mittelstellung offen
Centre ouvert
Centros abiertos
Centro-aberto negativo

PC = Centri in pressioni
Normally pressurized
Mittelstellung unter Druck
Centre sous pression
Centros en presión
Centro aberto positivo

00 = Funzione non contemplata
Function not privided
Funktion steht nicht zur Verfügung
Fonction non disponible
Función no contemplada
Função não contemplada

02 = 1/8

03 = 1/4

05 = 1/2

3/2 Vie - *Ways - Wege - Voies - Vías - Vias*

New

MONOSTABILE
MONOSTABLE
MONOSTABIL
MONOSTABLE
MONOESTABLE
MONOESTÁVEL

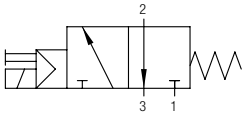

NC

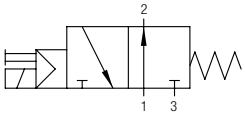

NO

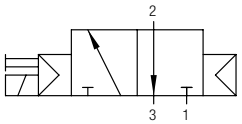

NC

Codice *Code* *Nummer* *Code* *Código* *Código*	Vie *Ways* *Wege* *Voies* *Vías* *Vias*	Funzione *Function* *Funktion* *Fonction* *Función* *Funções*	Misura *Size* *Größe* *Dimension* *Medida* *Tamanho*	Pack.
01V S0 3 NC 02	3/2	NC	1/8	1
01V S0 3 NC 03	3/2	NC	1/4	1
01V S0 3 NC 05	3/2	NC	1/2	1
01V S0 3 NO 02	3/2	NO	1/8	1
01V S0 3 NO 03	3/2	NO	1/4	1
01V S0 3 NO 05	3/2	NO	1/2	1

Monostabile con ritorno a molla - *Monostable spring return - Monostabil mit Federrückstellung - Monostable à rappel par ressort - Monoestable con retorno muelle - Monoestável com retorno por mola*

Codice *Code* *Nummer* *Code* *Código* *Código*	Vie *Ways* *Wege* *Voies* *Vías* *Vias*	Funzione *Function* *Funktion* *Fonction* *Función* *Funções*	Misura *Size* *Größe* *Dimension* *Medida* *Tamanho*	Pack.
01V S4 3 NC 02	3/2	NC	1/8	1
01V S4 3 NC 03	3/2	NC	1/4	1

Ritorno pneumatico - *Pneumatic return - Pneumatische Rückhubsperre - Retour pneumatique - Retorno neumático - Retorno pneumático*

01V S0 3 NC 02 01V S0 3 NO 02 01V S4 3 NC 02

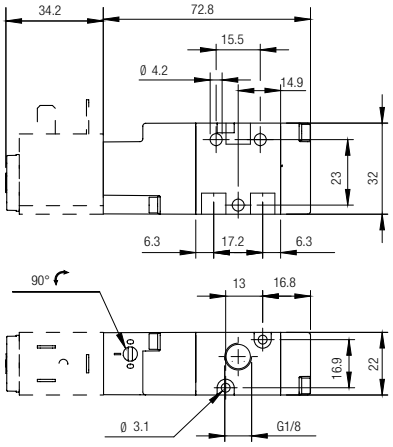

01V S0 3 NC 05 01V S0 3 NO 05

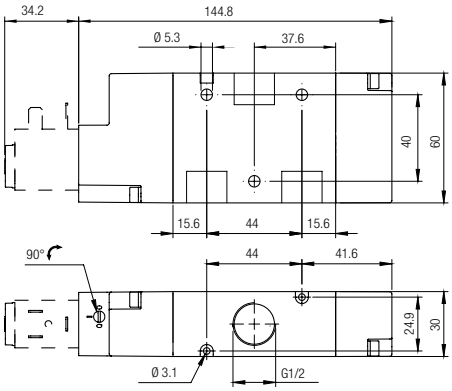

01V S0 3 NC 03 01V S0 3 NO 03 01V S4 3 NC 03

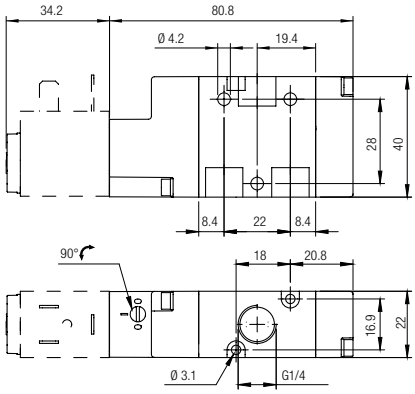

3/2 Vie - *Ways - Wege - Voies - Vías - Vias*

BISTABILE
TWO STABLE POSITIONS
BISTABIL
BISTABLE
BIESTABLE
BIESTÁVEL

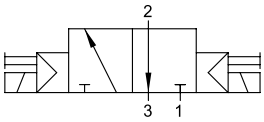

Codice *Code* *Nummer* *Code* *Código* *Código*	Vie *Ways* *Wege* *Voies* *Vías* *Vias*	Misura *Size* *Größe* *Dimension* *Medida* *Tamanho*	Pack.
01V S1 3 00 02	3/2	1/8	1
01V S1 3 00 03	3/2	1/4	1
01V S1 3 00 05	3/2	1/2	1

01V S1 3 00 02

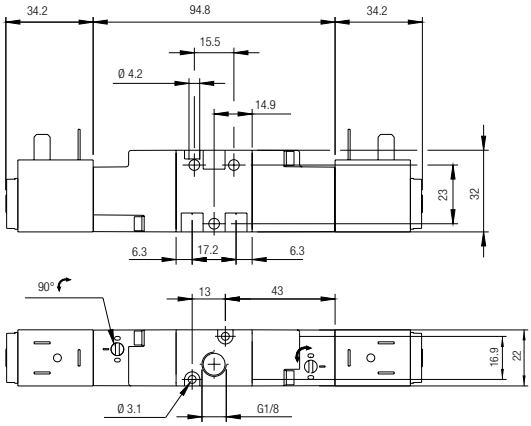

01V S1 3 00 05

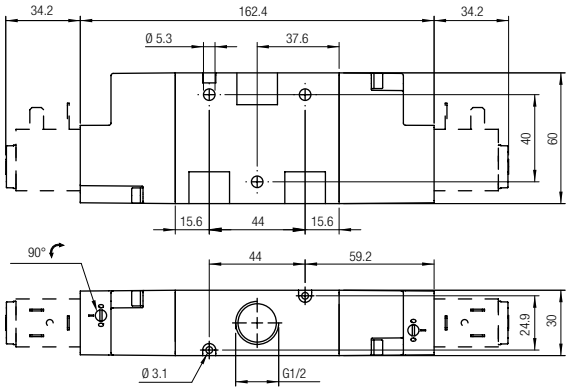

01V S1 3 00 03

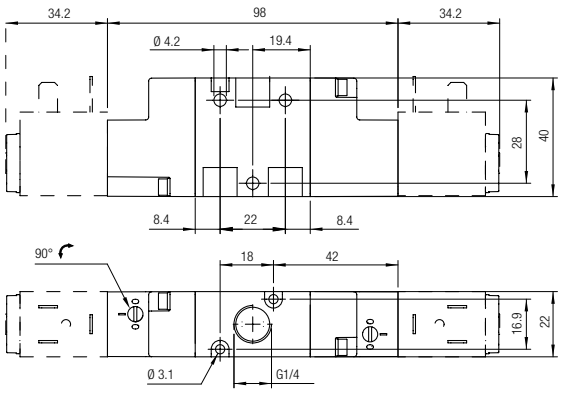

5/2 Vie *- Ways - Wege - Voies - Vías - Vias*

New

MONOSTABILE
MONOSTABLE
MONOSTABIL
MONOSTABLE
MONOESTABLE
MONOESTÁVEL

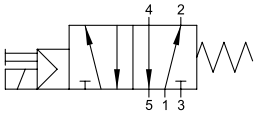

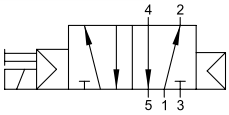

Codice *Code* *Nummer* *Code* *Código* *Código*	Vie *Ways* *Wege* *Voies* *Vías* *Vias*	Misura *Size* *Größe* *Dimension* *Medida* *Tamanho*	Pack.
01V S0 5 00 02	5/2	1/8	1
01V S0 5 00 03	5/2	1/4	1
01V S0 5 00 05	5/2	1/2	1

Monostabile con ritorno a molla - *Monostable spring return - Monostabil mit Federrückstellung - Monostable à rappel par ressort - Monoestable con retorno muelle - Monoestável com retorno por mola*

Codice *Code* *Nummer* *Code* *Código* *Código*	Vie *Ways* *Wege* *Voies* *Vías* *Vias*	Misura *Size* *Größe* *Dimension* *Medida* *Tamanho*	Pack.
01V S4 5 00 02	5/2	1/8	1
01V S4 5 00 03	5/2	1/4	1

Ritorno pneumatico - *Pneumatic return - Pneumatische Rückhubsperre - Retour pneumatique - Retorno neumático - Retorno pneumático*

01V S0 5 00 02 01V S4 5 00 02

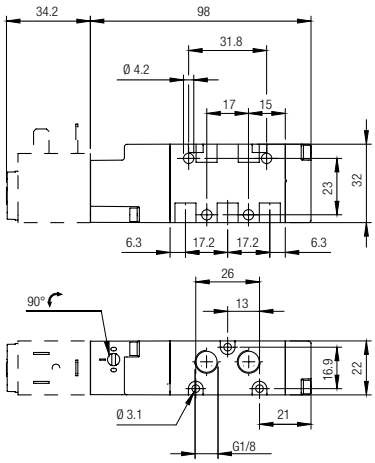

01V S0 5 00 05

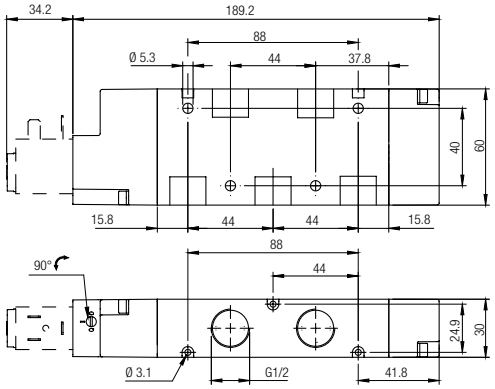

01V S0 5 00 03 01V S4 5 00 03

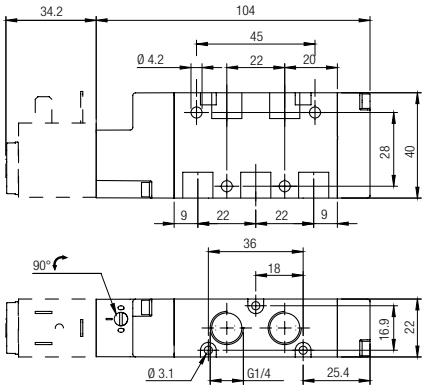

5/2 Vie *- Ways - Wege - Voies - Vías - Vias*

BISTABILE
TWO STABLE POSITIONS
BISTABIL
BISTABLE
BIESTABLE
BIESTÁVEL

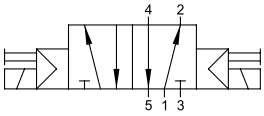

Codice *Code* *Nummer* *Code* *Código* *Código*	Vie *Ways* *Wege* *Voies* *Vías* *Vias*	Misura *Size* *Größe* *Dimension* *Medida* *Tamanho*	Pack.
01V S1 5 00 02	5/2	1/8	1
01V S1 5 00 03	5/2	1/4	1
01V S1 5 00 05	5/2	1/2	1

01V S1 5 00 02

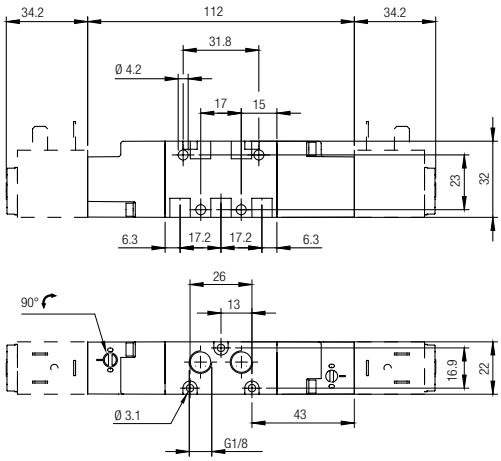

01V S1 5 00 05

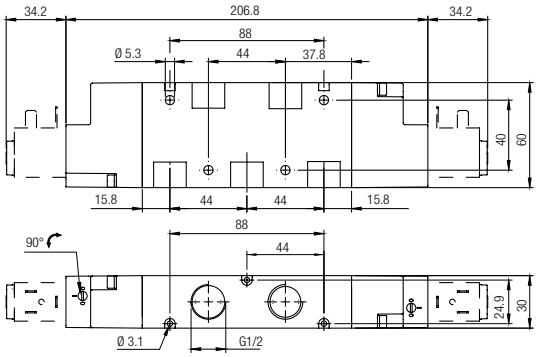

01V S1 5 00 03

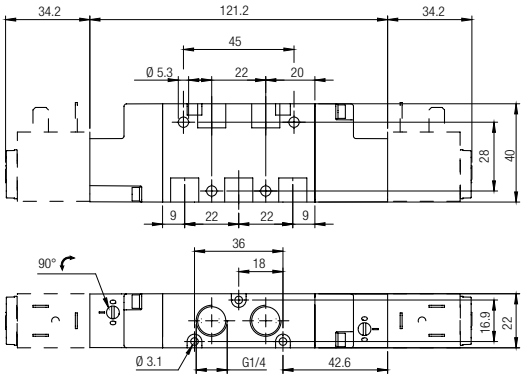

5/3 Vie - *Ways - Wege - Voies - Vías - Vias*

MONOSTABILE CON RITORNO A MOLLA
MONOSTABLE SPRING RETURN
MONOSTABIL MIT FEDERRÜCKSTELLUNG
MONOSTABLE À RAPPEL PAR RESSORT
MONOESTABLE CON RETORNO POR MUELLE
MONOESTÁVEL COM RETORNO POR MOLA

Codice *Code* *Nummer* *Code* *Código* *Código*	Vie *Ways* *Wege* *Voies* *Vías* *Vias*	Funzione *Function* *Funktion* *Fonction* *Función* *Funções*	Misura *Size* *Größe* *Dimension* *Medida* *Tamanho*	Pack.
01V S0 7 CC 02	5/3	CC	1/8	1
01V S0 7 CC 03	5/3	CC	1/4	1
01V S0 7 CC 05	5/3	CC	1/2	1
01V S0 7 OC 02	5/3	OC	1/8	1
01V S0 7 OC 03	5/3	OC	1/4	1
01V S0 7 OC 05	5/3	OC	1/2	1
01V S0 7 PC 02	5/3	PC	1/8	1
01V S0 7 PC 03	5/3	PC	1/4	1
01V S0 7 PC 05	5/3	PC	1/2	1

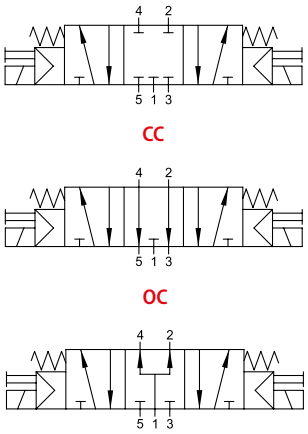

01V S0 7 CC 02 01V S0 7 OC 02 01V S0 7 PC 02

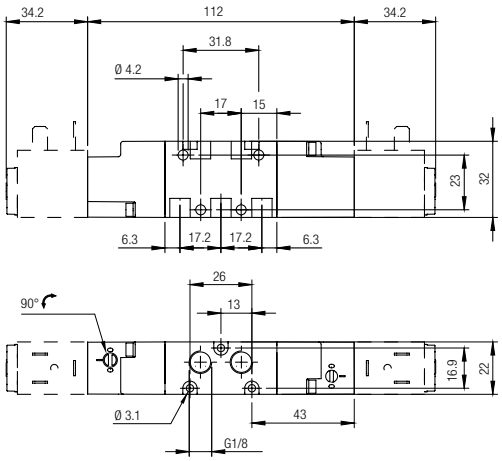

01V S0 7 CC 05 01V S0 7 OC 05 01V S0 7 PC 05

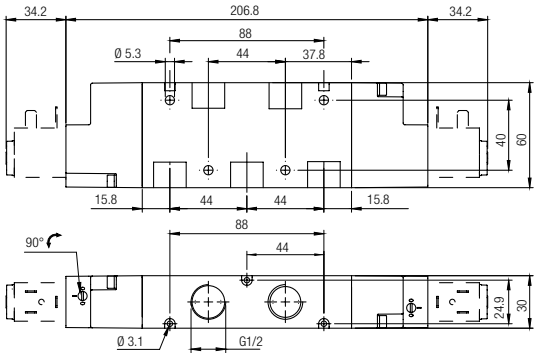

01V S0 7 CC 03 01V S0 7 OC 03 01V S0 7 PC 03

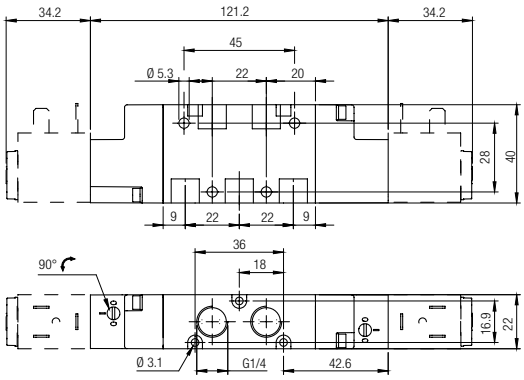

New

VALVOLE AD AZIONAMENTO ELETTROPNEUMATICO

SOLENOID PILOT VALVE
ELEKTROPNEUMATISCHE VENTILE
DISTRIBUTEURS ÉLECTROPNEUMATIQUES
VÁLVULAS DE ACCIONAMIENTO ELECTRONEUMÁTICO
VÁLVULAS DE ACIONAMENTO ELETRO-PNEUMÁTICO

AISI 316L

CARATTERISTICHE TECNICHE
TECHNICAL CHARACTERISTICS
TECHNISCHE ANGABEN
CARACTÉRISTIQUES TECHNIQUES
CARACTERÍSTICAS TÉCNICAS
CARACTERÍSTICAS TÉCNICAS

Norma di Riferimento
Reference standard
Entspricht der Norm
Norme de référence
Normativa de referencia
Norma de referência

1907/2006 REACH
2011/65/CE RoHS
PED 2014/68/UE

		1/4	1/2
ATTACCO FILETTATO *ROSCA* *ANSCHLUSS* *CONNEXION* *ROSCA* *CONEXÃO ROSCADA*		1/4	1/2
PORTATA a 6 BAR con Δp 1 bar *6 bar FLOW RATE with Δp 1 bar* *DURCHFLUSSWERT BEI 6 bar mit Δp 1 bar* *DÉBIT DE REFERENCE à 6 bar avec Δp 1 bar* *CAUDAL a 6 BAR con Δp 1 bar* *VAZÃO a 6 BAR com Δp 1 bar*		1250 Nl/min	3000 Nl/min
TEMPERATURA *TEMPERATURE* *BETRIEBSTEMPERAUTUR* *TEMPÉRATURE DE TRAVAIL* *TEMPERATURA* *TEMPERATURA*	min	-50 °C	
	max	+50 °C	
TENSIONE SOLENOIDE *SOLENOID VOLTAGE* *SPANNUNG DER MAGNETSPULEN* *TENSION DE LA BOBINE* *TENSIÓN SOLENOIDE* *TENSÃO DA SOLENOIDE*		24V DC - 12V DC - 24V AC - 110V AC - 220V AC	
POTENZA MINIMA *MINIMUM POWER* *MIN. LEISTUNG* *PUISSANCE MIN.* *POTÉNCIA MÍNIMA* *POTÊNCIA MÍINIMA*		3W / 5VA	
COMANDO MANUALE *MANUAL CONTROL* *MANUELLE BETÄTIGUNG* *COMMANDE MANUELLE* *COMANDO MANUAL* *ACIONAMENTO MANUAL*		BISTABILE *BISTABLE* *BISTABIL* *BISTABLE* *BIESTABLE* *BIESTÁVEL*	
COPPIA DI SERRAGGIO DELLA GHIERA SUL SOLENOIDE *TORQUE OF TIGHTENING THE NUT SOLENOID* *ANZUGSDREHMOMENT DER SPULENBEFESTIGUNGSMUTTER* *COUPLE DE SERRAGE DES VIS DE FIXATION DES BOBINES* *PAR DE APRIETE TUERCA SOBRE LA BOBINA* *TORQUE DE APERTO DA PORCA DA SOLENÓIDE*		0.6 Nm	

Materiali e Componenti — IT
1 Corpo in acciaio INOX 316 L (1.4404)
2 Spola in acciaio INOX 316 L (1.4404)
3 Guarnizioni in PUR e O-Ring FKM

Component Parts and Materials — GB
1 Stainless Steel 316 L (1.4404) body
2 Stainless Steel 316 L (1.4404) spool
3 PUR seals and FKM O-Ring

Komponenten und Materialien — DE
1 Körper Edelstahl AISI 316 L (1.4404)
2 Schieber AISI 316 L (1.4404)
3 PUR Dichtung und FKM O-Ring

Matériaux et Composants — FR
1 Corps en Acier Inoxydable 316 L (1.4404)
2 Tiroir en Acier Inoxydable 316 L (1.4404)
3 Joints en PUR et O-Ring en FKM

Materiales y Componentes — ES
1 Cuerpo en Acero Inoxidable 316 L (1.4404)
2 Corredera en Acero Inoxidable 316 L (1.4404)
3 Juntas en PUR y O-Ring en FKM

Materiais e Componentes — PT
1 Corpo em Aço Inoxidável 316 L (1.4404)
2 Carretel em Aço Inoxidável 316 L (1.4404)
3 Vedações em PUR e O-Ring en FKM

Tabella dei codici di ordinazione
Ordering codes
Bestellschlüssel
Code de commande
Tabla de codificación para pedidos
Tabela de codificação para compra

SERIE	Azionamento *Actuation* *Betätigung* *Actionnement* *Accionamiento* *Acionamento*	Riazionamento *Reactuation* *Rückstellung* *Rappel* *Reaccionamiento* *Retorno*	Vie *Ways* *Wege* *Voies* *Vías* *Vias*	Funzione *Function* *Funktion* *Fonction* *Función* *Funções*	Misura *Size* *Größe* *Dimension* *Medida* *Tamanho*
X 1 V	S	0	3	N C	0 3
	S = Solenoide *Solenoid* *Magnetspule* *Bobine* *Solenoide* *Solenóide*	0 = Monostabile con ritorno a molla *Monostable spring return* *Monostabil mit Federrückstellung* *Monostable à rappel par ressort* *Monoestable con retorno muelle* *Monoestável com retorno por mola* 1 = Bistabile *Bistable* *Bistabil* *Bistable* *Biestable* *Biestável* 4 = Monostabile ritorno pneumatico *Monostable pneumatic return* *Monostabil pneumatische rückhubsperre* *Monostable retour pneumatique* *Monoestable retorno neumático* *Monoestável retorno pneumático*	3 = 3/2 5 = 5/2	NC = Normalmente chiusa *Normally closed* *Normalerweise geschlossen* *Normalement fermé* *Normalmente cerrada* *Normalmente fechada* 00 = Funzione non contemplata *Function not privided* *Funktion steht nicht zur Verfügung* *Fonction non disponible* *Función no contemplada* *Função não contemplada*	03 = 1/4 05 = 1/2

3/2 Vie *- Ways - Wege - Voies - Vías - Vias*

MONOSTABILE RITORNO PNEUMATICO
MONOSTABLE PNEUMATIC RETURN
MONOSTABIL PNEUMATISCHE RÜCKHUBSPERRE
MONOSTABLE RETOUR PNEUMATIQUE
MONOESTABLE RETORNO NEUMÁTICO
MONOESTÁVEL RETORNO PNEUMÁTICO

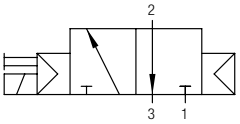

NC

Codice *Code* *Nummer* *Code* *Código* *Código*	Vie *Ways* *Wege* *Voies* *Vías* *Vias*	Funzione *Function* *Funktion* *Fonction* *Función* *Funções*	Pressione di funzionamento *Working pressure* *Betriebsdruck* *Pression de service* *presión de trabajo* *Pressão de trabalho*	Misura *Size* *Größe* *Dimension* *Medida* *Tamanho*	Pack.
X1V S4 3 NC 03	3/2	NC	2÷10 bar	1/4	1
X1V S4 3 NC 05	3/2	NC	1÷10 bar	1/2	1

X1V S4 3 NC 03

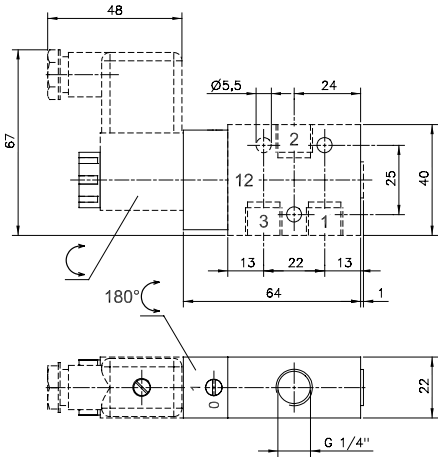

X1V S4 3 NC 05

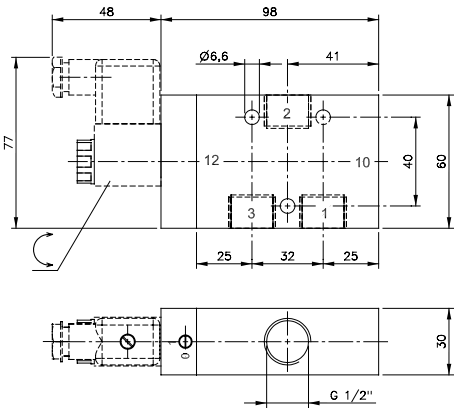

5/2 Vie *- Ways - Wege - Voies - Vías - Vias*

MONOSTABILE RITORNO PNEUMATICO
MONOSTABLE PNEUMATIC RETURN
MONOSTABIL PNEUMATISCHE RÜCKHUBSPERRE
MONOSTABLE RETOUR PNEUMATIQUE
MONOESTABLE RETORNO NEUMÁTICO
MONOESTÁVEL RETORNO PNEUMÁTICO

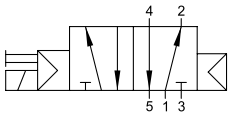

Codice *Code* *Nummer* *Code* *Código* *Código*	Vie *Ways* *Wege* *Voies* *Vías* *Vias*	Pressione di funzionamento *Working pressure* *Betriebsdruck* *Pression de service* *presión de trabajo* *Pressão de trabalho*	Misura *Size* *Größe* *Dimension* *Medida* *Tamanho*	Pack.
X1V S4 5 00 03	5/2	2÷10 bar	1/4	1
X1V S4 5 00 05	5/2	2÷10 bar	1/2	1

X1V S4 5 00 03

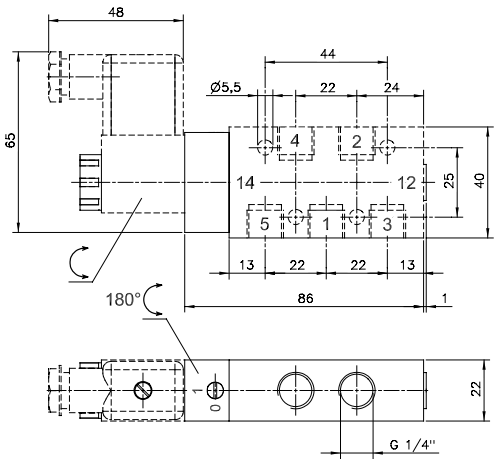

X1V S4 5 00 05

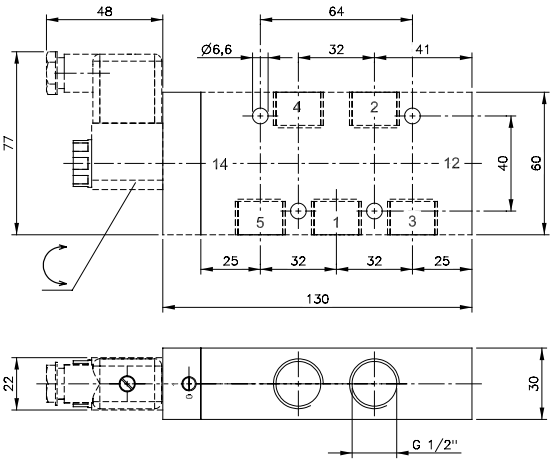

5/2 Vie *- Ways - Wege - Voies - Vías - Vias*

BISTABILE
TWO STABLE POSITIONS
BISTABIL
BISTABLE
BIESTABLE
BIESTÁVEL

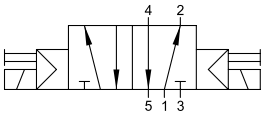

Codice *Code* *Nummer* *Code* *Código* *Código*	Vie *Ways* *Wege* *Voies* *Vías* *Vias*	Pressione di funzionamento *Working pressure* *Betriebsdruck* *Pression de service* *presión de trabajo* *Pressão de trabalho*	Misura *Size* *Größe* *Dimension* *Medida* *Tamanho*	Pack.
X1V S1 5 00 03	5/2	2÷10 bar	1/4	1
X1V S1 5 00 05	5/2	1÷10 bar	1/2	1

X1V S1 5 00 03

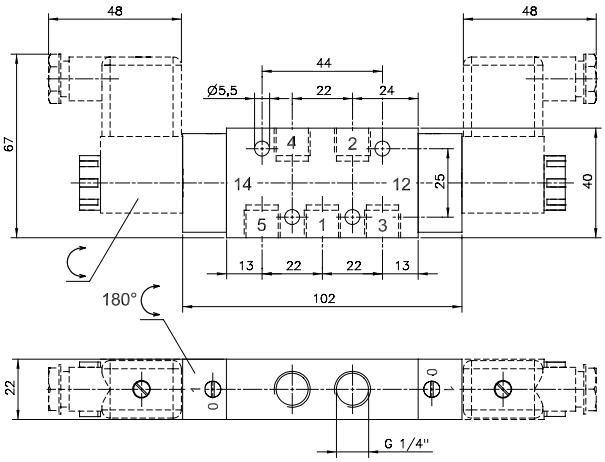

X1V S1 5 00 05

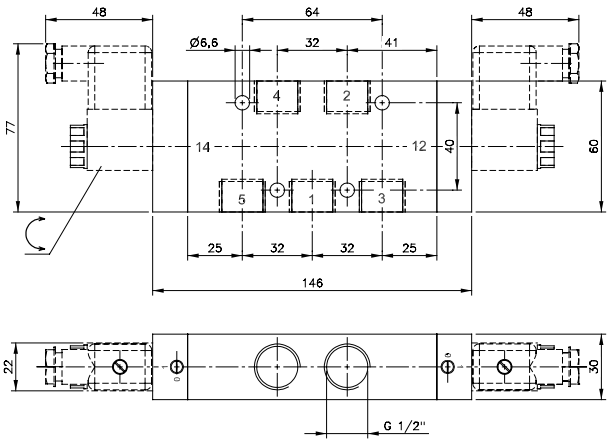

VALVOLE ELETTROPNEUMATICHE ASSERVITE

SOLENOID ASSISTED
VENTILE VORGESTEUERT
DISTRIBUTEURS À COMMANDE ASSISTÉE
VÁLVULA ELECTRONEUMÁTICA ASISTIDA
VÁLVUAS ELETROPNEUMÁTICAS PILOTO EXTERNO

CARATTERISTICHE TECNICHE
TECHNICAL CHARACTERISTICS
TECHNISCHE ANGABEN
CARACTÉRISTIQUES TECHNIQUES
CARACTERÍSTICAS TÉCNICAS
CARACTERÍSTICAS TÉCNICAS

Norma di Riferimento
Reference standard
Entspricht der Norm
Norme de référence
Normativa de referencia
Norma de referência

1907/2006 REACH | 2011/65/CE RoHS | PED 2014/68/UE | ATEX 2014/34/UE

		1/8	1/4
ATTACCO FILETTATO *THREADED* *ANSCHLUSS* *CONNEXION* *ROSCA* *CONEXÃO ROSCADA*		1/8	1/4
PORTATA a 6 BAR con Δp 1 bar *6 bar FLOW RATE with Δp 1 bar* *DURCHFLUSSWERT BEI 6 bar mit Δp 1 bar* *DÉBIT DE REFERENCE à 6 bar avec Δp 1 bar* *CAUDAL a 6 BAR con Δp 1 bar* *VAZÃO a 6 BAR com Δp 1 bar*		740 Nl/min	1200 Nl/min
PRESSIONE DI FUNZIONAMENTO *OPERATING PRESSURE* *BETRIEBSDRUCK* *PRESSION DE SERVICE* *PRESIÓN DE EJERCICIO* *PRESSÃO DE OPERAÇÃO*		Vuoto *Vacuum* *Vakuum* *Vide* ÷ 10 bar *Vacío* *Vácuo*	
PRESSIONE DI AZIONAMENTO *PRESSURE DRIVE* *STEUERDRUCK* *PRESSION DE COMMANDE* *PRESIÓN DE ACCIONAMIENTO* *PRESSÃO DE ACIONAMENTO*	Monostable	2 ÷ 10 bar	
	Bistable	1 ÷ 10 bar	
TEMPERATURA *TEMPERATURE* *BETRIEBSTEMPERAUTUR* *TEMPÉRATURE DE TRAVAIL* *TEMPERATURA* *TEMPERATURA*	min	-10 °C	
	max	+60 °C	
TENSIONE SOLENOIDE *SOLENOID VOLTAGE* *SPANNUNG DER MAGNETSPULEN* *TENSION DE LA BOBINE* *TENSIÓN SOLENOIDE* *TENSÃO DA SOLENOIDE*		24V DC - 12V DC - 24V AC - 110V AC - 220V AC	
POTENZA MINIMA *MINIMUM POWER* *MIN. LEISTUNG* *PUISSANCE MIN.* *POTÊNCIA MÍNIMA* *POTÊNCIA MÍINIMA*		2W - 3VA	
COMANDO MANUALE *MANUAL CONTROL* *MANUELLE BETÄTIGUNG* *COMMANDE MANUELLE* *COMANDO MANUAL* *ACIONAMENTO MANUAL*		BISTABILE *BISTABLE* *BISTABIL* *BISTABLE* *BIESTABLE* *BIESTÁVEL*	
COPPIA DI SERRAGGIO DELLA GHIERA SUL SOLENOIDE *TORQUE OF TIGHTENING THE NUT SOLENOID* *ANZUGSDREHMOMENT DER SPULENBEFESTIGUNGSMUTTER* *COUPLE DE SERRAGE DES VIS DE FIXATION DES BOBINES* *PAR DE APRIETE TUERCA SOBRE LA BOBINA* *TORQUE DE APERTO DA PORCA DA SOLENÓIDE*		0.6 Nm	

Materiali e Componenti — IT
1 Corpo in alluminio anodizzato e verniciato
2 Spola in alluminio nichelato chimicamente
3 Guarnizioni in NBR

Component Parts and Materials — GB
1 Anodised and painted aluminium body
2 Chemical nickel-plated spool
3 NBR seals

Komponenten und Materialien — DE
1 Aluminiumgehäuse Eloxiert Und Lackiert
2 Schieber Aus Aluminium, Chemisch Vernickelt
3 Dichtungen Aus NBR

Matériaux et Composants — FR
1 Corps en aluminium anodisé et peint
2 Tiroir en aluminium, nickelé chimique
3 Joints en NBR

Materiales y Componentes — ES
1 Cuerpo en aluminio anodizado y barnizado
2 Corredera en aluminio niquelado químicamente
3 Juntas en NBR

Materiais e Componentes — PT
1 Corpo em alumínio anodizado e pintado
2 Carretel em alumínio niquelado quimicamente
3 Vedações em NBR

Tabella dei codici di ordinazione

Ordering codes
Bestellschlüssel
Code de commande
Tabla de codificación para pedidos
Tabela de codificação para compra

SERIE	Azionamento *Actuation* *Betätigung* *Actionnement* *Accionamiento* *Acionamento*	Riazionamento *Reactuation* *Rückstellung* *Rappel* *Reaccionamiento* *Retorno*	Vie *Ways* *Wege* *Voies* *Vías* *Vias*	Funzione *Function* *Funktion* *Fonction* *Función* *Funções*	Misura *Size* *Größe* *Dimension* *Medida* *Tamanho*
0 1 V	A	0	3	N C	0 2

A = Solenoide assistito
Solenoid Assisted
Vorgesteuert
Commande assistée
Bobina asistida
Solenóide Servo

0 = Monostabile con ritorno a molla
Monostable spring return
Monostabil mit Federrückstellung
Monostable à rappel par ressort
Monoestable con retorno muelle
Monoestável com retorno por mola

1 = Bistabile
Bistable
Bistabil
Bistable
Biestable
Biestável

3 = 3/2

5 = 5/2

7 = 5/3

NO = Normalmente aperta
Normally open
Normalerweise offen
Normalement ouvert
Normalmente abierta
Normalmente aberta

NC = Normalmente chiusa
Normally closed
Normalerweise geschlossen
Normalement fermé
Normalmente cerrada
Normalmente fechada

CC = Centri chiusi
Normally closed
Mittelstellung geschlossen
Centre fermé
Centros cerrados
Centro fechado

OC = Centri aperti
Normally exhausted
Mittelstellung offen
Centre ouvert
Centros abiertos
Centro-aberto negativo

PC = Centri in pressioni
Normally pressurized
Mittelstellung unter Druck
Centre sous pression
Centros en presión
Centro aberto positivo

00 = Funzione non contemplata
Function not privided
Funktion steht nicht zur Verfügung
Fonction non disponible
Función no contemplada
Função não contemplada

02 = 1/8

03 = 1/4

3/2 Vie *- Ways - Wege - Voies - Vías - Vias*

MONOSTABILE CON RITORNO A MOLLA
MONOSTABLE SPRING RETURN
MONOSTABIL MIT FEDERRÜCKSTELLUNG
MONOESTABLE À RAPPEL PAR RESSORT
MONOESTABLE CON RETORNO POR MUELLE
MONOESTÁVEL COM RETORNO POR MOLA

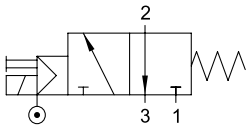

NC

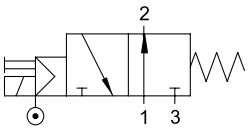

NO

Codice *Code* *Nummer* *Code* *Código* *Código*	Vie *Ways* *Wege* *Voies* *Vías* *Vias*	Funzione *Function* *Funktion* *Fonction* *Función* *Funções*	Misura *Size* *Größe* *Dimension* *Medida* *Tamanho*	Pack.
01V A0 3 NC 02	3/2	NC	1/8	1
01V A0 3 NC 03	3/2	NC	1/4	1
01V A0 3 NO 02	3/2	NO	1/8	1
01V A0 3 NO 03	3/2	NO	1/4	1

01V A0 3 NC 02 01V A0 3 NO 02

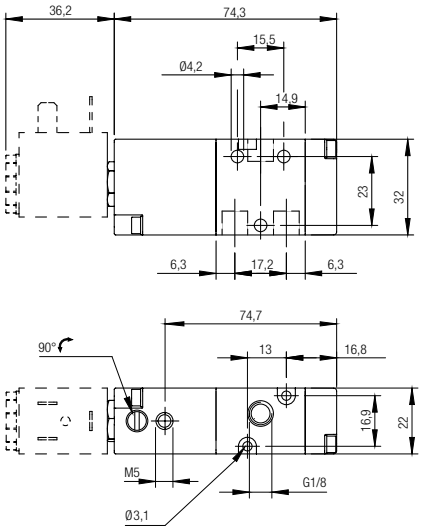

01V A0 3 NC 03 01V A0 3 NO 03

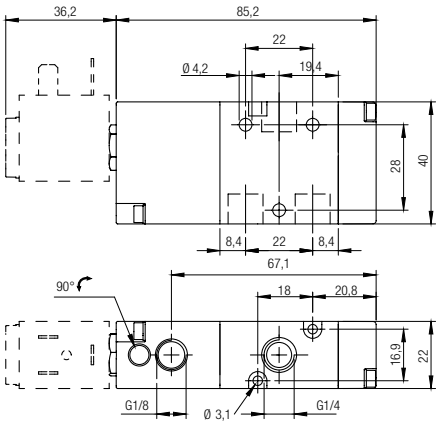

3/2 Vie *- Ways - Wege - Voies - Vías - Vias*

BISTABILE
TWO STABLE POSITIONS
BISTABIL
BISTABLE
BIESTABLE
BIESTÁVEL

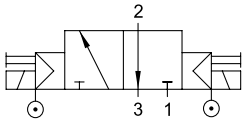

Codice *Code* *Nummer* *Code* *Código* *Código*	Vie *Ways* *Wege* *Voies* *Vías* *Vias*	Misura *Size* *Größe* *Dimension* *Medida* *Tamanho*	Pack.
01V A1 3 00 02	3/2	1/8	1
01V A1 3 00 03	3/2	1/4	1

01V A1 3 00 02

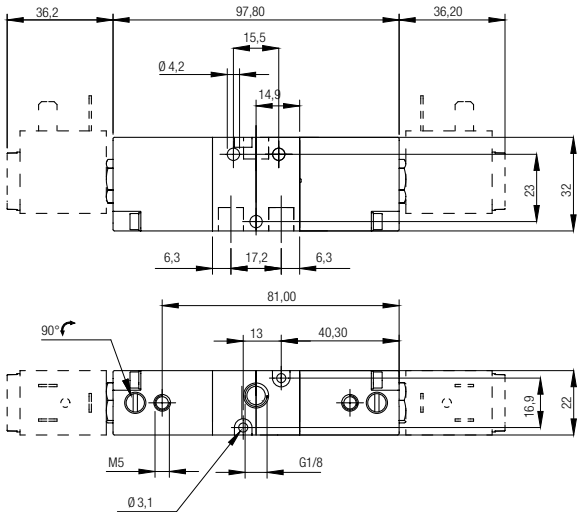

01V A1 3 00 03

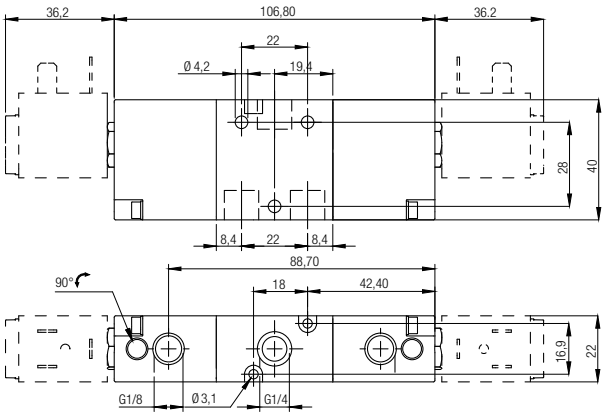

5/2 Vie - *Ways - Wege - Voies - Vías - Vias*

MONOSTABILE CON RITORNO A MOLLA
MONOSTABLE SPRING RETURN
MONOSTABIL MIT FEDERRÜCKSTELLUNG
MONOESTABLE À RAPPEL PAR RESSORT
MONOESTABLE CON RETORNO POR MUELLE
MONOESTÁVEL COM RETORNO POR MOLA

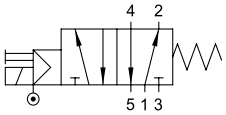

Codice *Code* *Nummer* *Code* *Código* *Código*	Vie *Ways* *Wege* *Voies* *Vías* *Vias*	Misura *Size* *Größe* *Dimension* *Medida* *Tamanho*	Pack.
01V A0 5 00 02	5/2	1/8	1
01V A0 5 00 03	5/2	1/4	1

01V A0 5 00 02

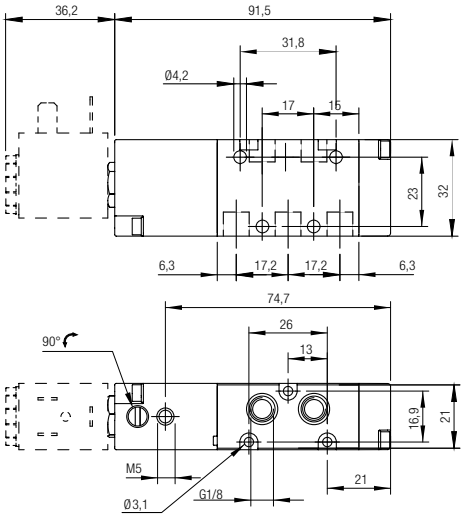

01V A0 5 00 03

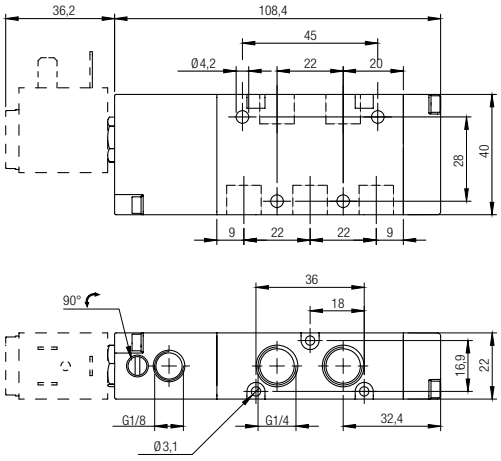

5/2 Vie - *Ways - Wege - Voies - Vías - Vias*

BISTABILE
TWO STABLE POSITIONS
BISTABIL
BISTABLE
BIESTABLE
BIESTÁVEL

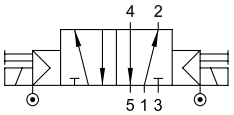

Codice *Code* *Nummer* *Code* *Código* *Código*	**Vie** *Ways* *Wege* *Voies* *Vías* *Vias*	**Misura** *Size* *Größe* *Dimension* *Medida* *Tamanho*	**Pack.**
01V A1 5 00 02	5/2	1/8	1
01V A1 5 00 03	5/2	1/4	1

01V A1 5 00 02

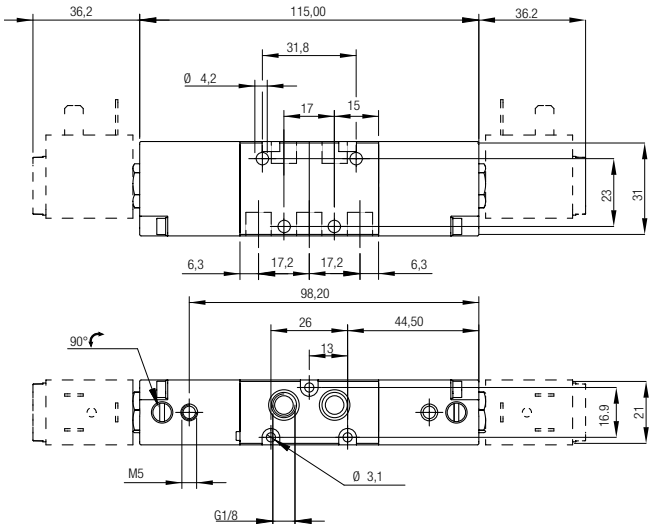

01V A1 5 00 03

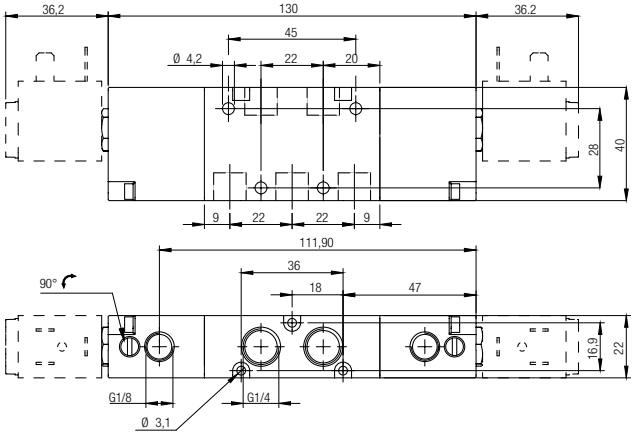

5/3 Vie *- Ways - Wege - Voies - Vías - Vias*

MONOSTABILE CON RITORNO A MOLLA
MONOSTABLE SPRING RETURN
MONOSTABIL MIT FEDERRÜCKSTELLUNG
MONOSTABLE À RAPPEL PAR RESSORT
MONOESTABLE CON RETORNO POR MUELLE
MONOESTÁVEL COM RETORNO POR MOLA

Codice *Code* *Nummer* *Code* *Código* *Código*	Vie *Ways* *Wege* *Voies* *Vias* *Vias*	Funzione *Function* *Funktion* *Fonction* *Función* *Funções*	Misura *Size* *Größe* *Dimension* *Medida* *Tamanho*	Pack.
01V A0 7 CC 02	5/3	CC	1/8	1
01V A0 7 CC 03	5/3	CC	1/4	1
01V A0 7 OC 02	5/3	OC	1/8	1
01V A0 7 OC 03	5/3	OC	1/4	1
01V A0 7 PC 02	5/3	PC	1/8	1
01V A0 7 PC 03	5/3	PC	1/4	1

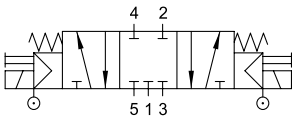

CC

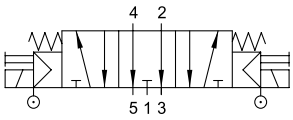

OC

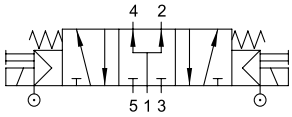

PC

01V A0 7 CC 02 01V A0 7 OC 02 01V A0 7 PC 02

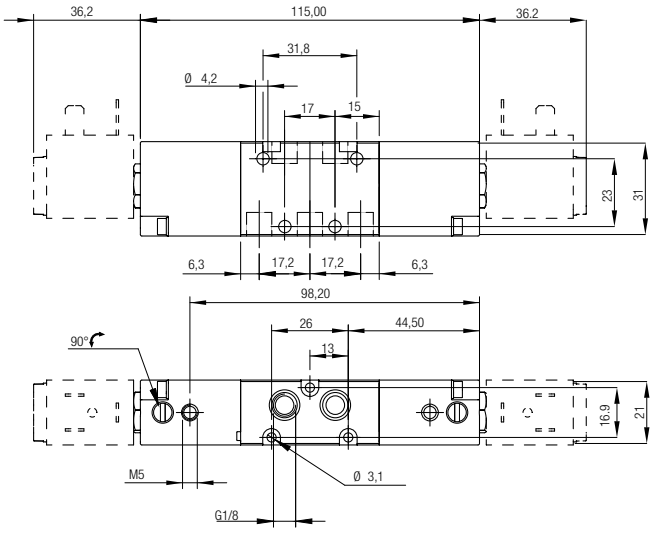

01V A0 7 CC 03 01V A0 7 OC 03 01V A0 7 PC 03

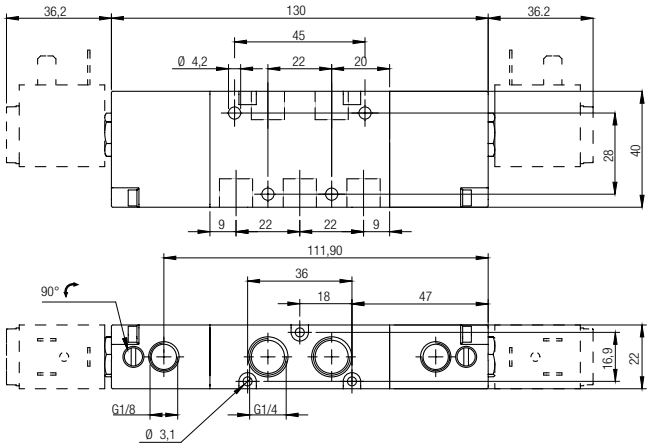

SOLENOIDI E CONNETTORI

SOLENOIDS AND CONNECTORS
MAGNETSPULEN UND STECKER
BOBINES ET CONNECTEURS
BOBINAS Y CONECTORES
SOLENÓIDES E CONECTORES

Solenoide 22 mm

Solenoid
Magnetspulen
Bobine
Bobina
Solenóide

Codice *Code* *Nummer* *Code* *Código* *Código*	Tensione *Voltage* *Spannung* *Tension* *Tensión* *Tensão*	Potenza *Power* *Leistung* *Puissance* *Potencia* *Potência*	Pack.
SOL01 012 C 1 000	12V DC	3W	1
SOL01 024 C 1 000	24V DC	3W	1
* SOL01 024 C 3 000	24V DC	2W	1
SOL01 024 A 2 000	24V AC	5VA	1
SOL01 110 A 2 000	110V AC	5VA	1
SOL01 220 A 2 000	220V AC	5VA	1

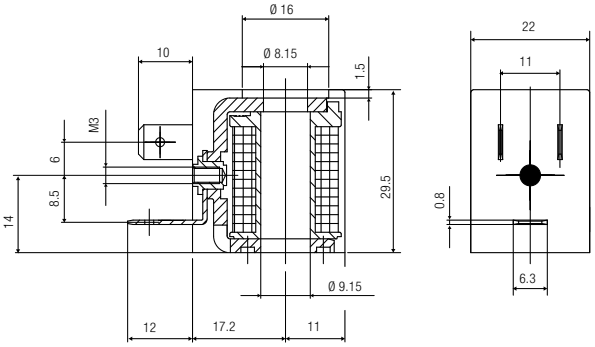

* Solenoide Consigliato (ECO-FRIENDLY), solo per 01V - 07V - 08V.
Solenoid Recommended (ECO-FRIENDLY), only for 01V - 07V - 08V.
Empfohlene Magnetspule (ECO-FRIENDLY), nur für 01V - 07V - 08V.
Bobine recommandé (ECO-FRIENDLY), pour 01V - 07V - 08V.
Bobina aconsejada (ECO-FRIENDLY), sólo para 01V - 07V - 08V.
Solenóide Recmendado (ECO-FRIENDLY), somente para 01V - 07V - 08V.

TOLLERANZE DI TENSIONE *VOLTAGE TOLERANCE* *SPANNUNGSTOLERANZ* *TOLÉRANCE DE TENSION* *TOLERANCIA DE TENSIÓN* *TOLERÂNCIAS DE TENSÃO*	**±10 %**
CLASSE DI ISOLAMENTO *CLASS OF ISOLATION* *ISOLATIONSKLASSE* *CLASSE D'ISOLATION* *CLASE DE AISLAMIENTO* *CLASSE DE ISOLAMENTO*	**F CEI EN 60085**
CICLO DI LAVORO (ED) *DUTY RATE (ED)* *EINSCHALTDAUER (ED)* *CYCLES DE SERVICE (ED)* *CICLO DE TRABAJO (ED)* *CICLO DE TRABALHO (ED)*	**100 %**
GRADO DI PROTEZIONE *DEGREE OF PROTECTION* *SCHUTZART* *DEGRÉ DE PROTECTION* *GRADO DE PROTECCIÓN* *GRAU DE PROTEÇÃO*	**IP65 IEC 60529** **con connettore** *with connector* *mit stecker* *avec connecteur* *con conector* *com conectore*
TERMINALI *TERMINALS* *VERBINDUNG* *CONNEXION* *TERMINALES* *TERMINAIS*	**INDUSTRIAL AMP**
TEMPERATURA AMBIENTE *AMBIENT TEMPERATURE* *UMGEBUNGSTEMPERATUR* *TEMPÉRATURE AMBIANTE* *TEMPERATURA AMBIENTE* *TEMPERATURA AMBIENTE*	**-20 °C +50 °C**

Connettore 22 mm

Connector
Stecker
Connecteur
Conector
Conectore

Codice *Code* *Nummer* *Code* *Código* *Código*	Colore *Color* *Farbe* *Couleur* *Color* *Cor*	Caratteristiche *Characteristics* *Eigenschaften* *Caractéristiques* *Características* *Características*	Pack.
CON01 000 01	■	2 POLI - *Pins - Pins - Broches - Pins - Pinos*	1
CON02 024 00	□	LED + VDR 0 - 24V	1
CON02 110 00	□	LED + VDR 110V	1
CON02 250 00	□	LED + VDR 220V	1

■ *NERO*
BLACK
SCHWARZ
NOIR
NEGRO
PRETO

□ *TRASPARENTE*
TRANSPARENT
TRANSPARENT
TRANSPARENT
TRANSPARENTE
TRANSPARENTE

VDR: Dotati di Varistore come dispositivo di protezione delle sovratensioni.
Fitted with varistors as surge protection device.
Ausgestattet mit Varistor als ÜberSpannungsschutz.
Equipé avec varistance de protection contre les sur Tensions.
Dotado de Varistor como dispositivo de protección de sobretensiones.
Dotados de Varistor como dispositivo de proteção de sobretenção.

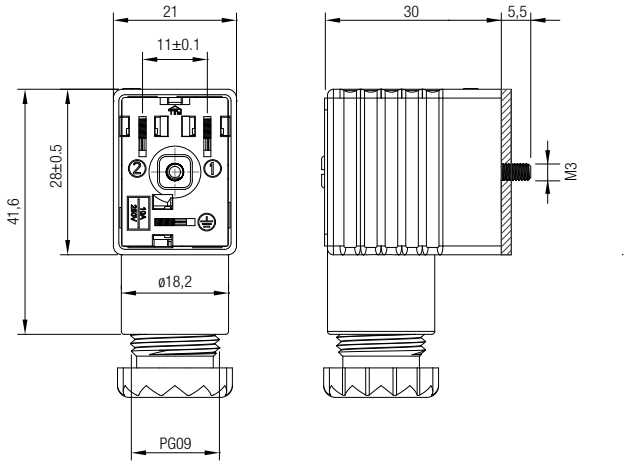

Schema elettrico
Wiring
Elektroschema
Schéma électrique
Esquema eléctrico
Esquema elétrico



CON01 000 01

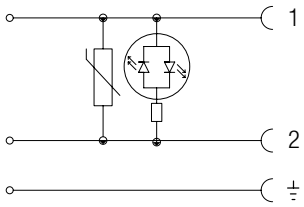

CON02 024 00
CON02 110 00
CON02 250 00

GRADO DI PROTEZIONE *DEGREE OF PROTECTION* *SCHUTZART* *DEGRÉ DE PROTECTION* *GRADO DE PROTECCIÓN* *GRAU DE PROTEÇÃO*	**IP65 IEC 60529**

DIAMETRO CAVO *CABLE DIAMETER* *KABELDURCHMESSER* *DIAMÈTRE DU CÂBLE* *DIÁMETRO DEL CABLE* *DIÂMETRO DO CABO*	**6 ÷ 8 mm**

TERMINALI *TERMINALS* *VERBINDUNG* *CONNEXION* *TERMINALES* *TERMINAIS*	**INDUSTRIAL AMP**

Solenoide 22 mm UL

Solenoid
Magnetspulen
Bobine
Bobina
Solenóide

1446 CAN/CSA C22.2

Codice *Code* *Nummer* *Code* *Código* *Código*	Tensione *Voltage* *Spannung* *Tension* *Tensión* *Tensão*	Potenza *Power* *Leistung* *Puissance* *Potencia* *Potência*	Taglia *Size* *Grösse* *Dimensions* *Talla* *Tamanho*	Pack.
SOLU1 012 C 1 000	12V DC	3W	22	1
* SOLU1 024 C 3 000	24V DC	2W	22	1
SOLU1 024 C 1 000	24V DC	3W	22	1
SOLU1 024 A 2 000	24V AC	5VA	22	1
SOLU1 110 A 2 000	110V AC	5VA	22	1
SOLU1 220 A 2 000	220V AC	5VA	22	1

* Solenoide Consigliato (ECO-FRIENDLY), solo per 01V - 07V - 08V.
Solenoid Recommended (ECO-FRIENDLY), only for 01V - 07V - 08V.
Empfohlene Magnetspule (ECO-FRIENDLY), nur für 01V - 07V - 08V.
Bobine recommandé (ECO-FRIENDLY), pour 01V - 07V - 08V.
Bobina aconsejada (ECO-FRIENDLY), sólo para 01V - 07V - 08V.
Solenóide Recmendado (ECO-FRIENDLY), somente para 01V - 07V - 08V.

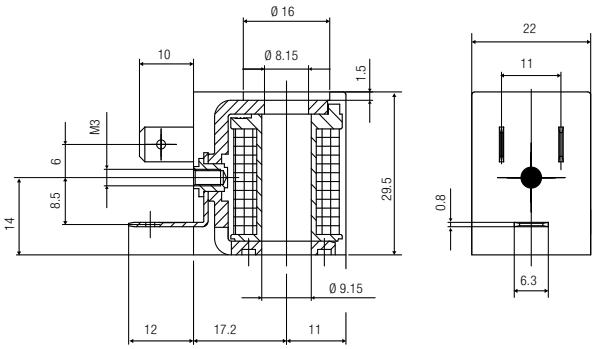

TOLLERANZE DI TENSIONE *VOLTAGE TOLERANCE* *SPANNUNGSTOLERANZ* *TOLÉRANCE DE TENSION* *TOLERANCIA DE TENSIÓN* *TOLERÂNCIAS DE TENSÃO*	**±10 %**
CLASSE DI ISOLAMENTO *CLASS OF ISOLATION* *ISOLATIONSKLASSE* *CLASSE D'ISOLATION* *CLASE DE AISLAMIENTO* *CLASSE DE ISOLAMENTO*	**H CEI EN 60085**
CICLO DI LAVORO (ED) *DUTY RATE (ED)* *EINSCHALTDAUER (ED)* *CYCLES DE SERVICE (ED)* *CICLO DE TRABAJO (ED)* *CICLO DE TRABALHO (ED)*	**100 %**
GRADO DI PROTEZIONE *DEGREE OF PROTECTION* *SCHUTZART* *DEGRÉ DE PROTECTION* *GRADO DE PROTECCIÓN* *GRAU DE PROTEÇÃO*	**IP65 IEC 60529** **con connettore** *with connector* *mit stecker* *avec connecteur* *con conector* *com conectore*
TERMINALI *TERMINALS* *VERBINDUNG* *CONNEXION* *TERMINALES* *TERMINAIS*	**INDUSTRIAL AMP**

Connettore 22 mm UL

Connector
Stecker
Connecteur
Conector
Conectore

UL 1977 AND CAN/CSA C22.2 NO. 182.3

Codice *Code* *Nummer* *Code* *Código* *Código*	Caratteristiche *Characteristics* *Eigenschaften* *Caractéristiques* *Características* *Características*	Pack.
CONU1 000 01	2 POLI - *Pins - Pins - Broches - Pins - Pinos*	1

Guarnizione a profilo come previsto da certificazione UL/CSA.
Profile gasket as required by UL/CSA certification.
Profildichtung, wie es die UL/CSA-Zertifizierung verlangt.
Joint de profil tel que requis par la certification UL/CSA.
Junta del perfil según lo requerido por la certificación de UL/CSA.
Gaxeta do perfil como exigido pela certificação de UL/CSA.

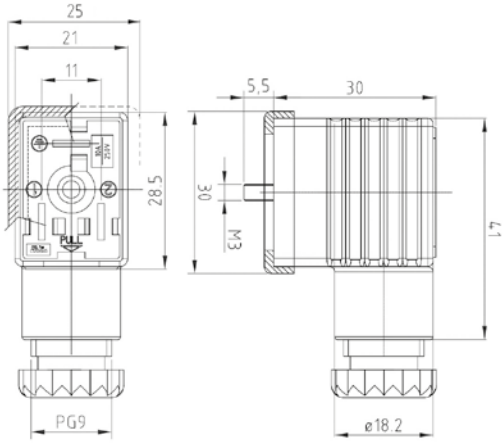

Schema elettrico
Wiring
Elektroschema
Schéma électrique
Esquema eléctrico
Esquema elétrico



CONU1 000 01

GRADO DI PROTEZIONE *DEGREE OF PROTECTION* *SCHUTZART* *DEGRÉ DE PROTECTION* *GRADO DE PROTECCIÓN* *GRAU DE PROTEÇÃO*	**IP65 IEC 60529**
DIAMETRO CAVO *CABLE DIAMETER* *KABELDURCHMESSER* *DIAMÈTRE DU CÂBLE* *DIÁMETRO DEL CABLE* *DIÂMETRO DO CABO*	**6 ÷ 8 mm**
TERMINALI *TERMINALS* *VERBINDUNG* *CONNEXION* *TERMINALES* *TERMINAIS*	**INDUSTRIAL AMP**

Solenoide 22 mm ATEX

Solenoid
Magnetspulen
Bobine
Bobina
Solenóide

New

II 3G Ex nA IIC T5 Gc | II 3D Ex tc IIIC 95°C Dc

Codice *Code* *Nummer* *Code* *Código* *Código*	Tensione *Voltage* *Spannung* *Tension* *Tensión* *Tensão*	Potenza *Power* *Leistung* *Puissance* *Potencia* *Potência*	Taglia *Size* *Grösse* *Dimensions* *Talla* *Tamanho*	Pack.
SOLX1 012 C 1 000	12V DC	3W	22	1
SOLX1 024 C 1 000	24V DC	3W	22	1
SOLX1 024 A 2 000	24V AC	5VA	22	1

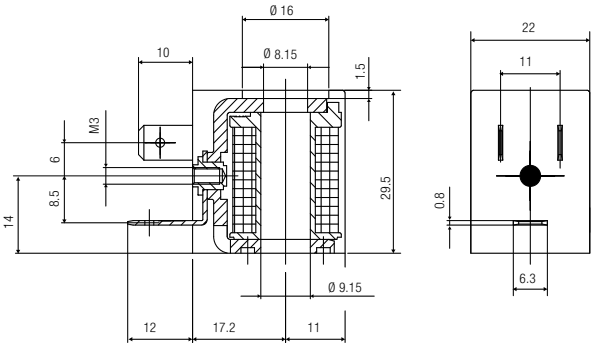

TOLLERANZE DI TENSIONE *VOLTAGE TOLERANCE* *SPANNUNGSTOLERANZ* *TOLÉRANCE DE TENSION* *TOLERANCIA DE TENSIÓN* *TOLERÂNCIAS DE TENSÃO*	**±10 %**
GRADO DI PROTEZIONE *DEGREE OF PROTECTION* *SCHUTZART* *DEGRÉ DE PROTECTION* *GRADO DE PROTECCIÓN* *GRAU DE PROTEÇÃO*	**IP66 IEC 60529** **con connettore** *with connector* *mit stecker* *avec connecteur* *con conector* *com conectore*
CICLO DI LAVORO (ED) *DUTY RATE (ED)* *EINSCHALTDAUER (ED)* *CYCLES DE SERVICE (ED)* *CICLO DE TRABAJO (ED)* *CICLO DE TRABALHO (ED)*	**100 %**
TERMINALI *TERMINALS* *VERBINDUNG* *CONNEXION* *TERMINALES* *TERMINAIS*	**INDUSTRIAL AMP**

Connettore 22 mm ATEX

Connector
Stecker
Connecteur
Conector
Conectore

New

II 2G Ex e IIC T6 Gb | II 2D Ex tb IIIC T85°C Db

Codice *Code* *Nummer* *Code* *Código* *Código*	Colore *Color* *Farbe* *Couleur* *Color* *Cor*	Caratteristiche *Characteristics* *Eigenschaften* *Caractéristiques* *Características* *Características*	Pack.
CONX1 000 01	■	2 POLI - *Pins - Pins - Broches - Pins - Pinos*	1

Schema elettrico
Wiring
Elektroschema
Schéma électrique
Esquema eléctrico
Esquema elétrico



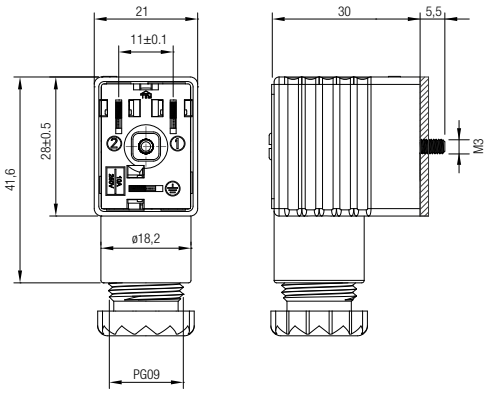

GRADO DI PROTEZIONE *DEGREE OF PROTECTION* *SCHUTZART* *DEGRÉ DE PROTECTION* *GRADO DE PROTECCIÓN* *GRAU DE PROTEÇÃO*	**IP65 IEC 60529**
DIAMETRO CAVO *CABLE DIAMETER* *KABELDURCHMESSER* *DIAMÈTRE DU CÂBLE* *DIÁMETRO DEL CABLE* *DIÂMETRO DO CABO*	**6 ÷ 8 mm**
TERMINALI *TERMINALS* *VERBINDUNG* *CONNEXION* *TERMINALES* *TERMINAIS*	**INDUSTRIAL AMP**

Solenoide 30 mm ATEX

Solenoid
Magnetspulen
Bobine
Bobina
Solenóide

II 2G Ex db mb IIC T5 Gb | II 2D Ex tb IIIC T5 Db

Codice *Code* *Nummer* *Code* *Código* *Código*	Tensione *Voltage* *Spannung* *Tension* *Tensión* *Tensão*	Potenza *Power* *Leistung* *Puissance* *Potencia* *Potência*	Taglia *Size* *Grösse* *Dimensions* *Talla* *Tamanho*	Pack.
SOLX2 012 C 1 000	12V DC	3W	30	1
SOLX2 024 C 1 000	24V DC	3W	30	1
SOLX2 024 A 2 000	24V AC	4,8VA	30	1
SOLX2 110 A 2 000	110V AC	4,8VA	30	1
SOLX2 220 A 2 000	220V AC	4,8VA	30	1

Non usare con basi 01VB
Do not use with 01VB bases
Nicht mit 01VB Basen verwenden
Ne pas utiliser avec des bases 01VB
No utilizar con bases 01VB
Não use com bases 01VB

Con valvole 08V NAMUR utilizzare il distanziale 08V01
With 08V NAMUR valves use the 08V01 spacer
Mit 08V NAMUR ventilen verwenden abstandhalter 08V01
Avec vannes 08V NAMUR utiliser l'adapteur 08V01
Con 08V NAMUR válvulas utilice el espaciador 08V01
Com válvulas 08V NAMUR usar o espaçador 08V01

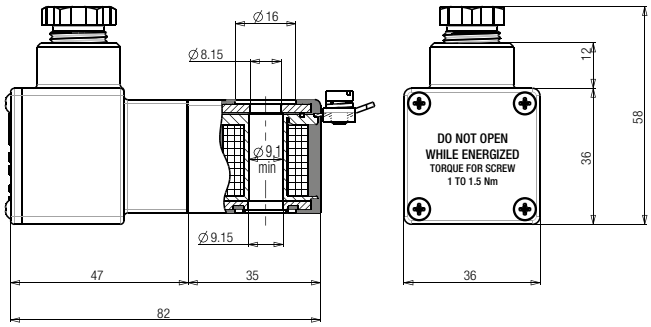

TOLLERANZE DI TENSIONE *VOLTAGE TOLERANCE* *SPANNUNGSTOLERANZ* *TOLÉRANCE DE TENSION* *TOLERANCIA DE TENSIÓN* *TOLERÂNCIAS DE TENSÃO*	**±10 %**
GRADO DI PROTEZIONE *DEGREE OF PROTECTION* *SCHUTZART* *DEGRÉ DE PROTECTION* *GRADO DE PROTECCIÓN* *GRAU DE PROTEÇÃO*	**IP66 IEC 60529** **con connettore** *with connector* *mit stecker* *avec connecteur* *con conector* *com conectore*
CICLO DI LAVORO (ED) *DUTY RATE (ED)* *EINSCHALTDAUER (ED)* *CYCLES DE SERVICE (ED)* *CICLO DE TRABAJO (ED)* *CICLO DE TRABALHO (ED)*	**100 %**
TEMPERATURA AMBIENTE *AMBIENT TEMPERATURE* *UMGEBUNGSTEMPERATUR* *TEMPÉRATURE AMBIANTE* *TEMPERATURA AMBIENTE* *TEMPERATURA AMBIENTE*	**-50 °C** **+50 °C**

VALVOLE AD AZIONAMENTO PNEUMATICO

PNEUMATIC VALVE
PNEUMATISCHE VENTILE
DISTRIBUTEURS PNEUMATIQUES
VÁLVULAS DE ACCIONAMIENTO NEUMÁTICO
VÁLVULAS DE ACIONAMENTO PNEUMÁTICO

CARATTERISTICHE TECNICHE
TECHNICAL CHARACTERISTICS
TECHNISCHE ANGABEN
CARACTÉRISTIQUES TECHNIQUES
CARACTERÍSTICAS TÉCNICAS
CARACTERÍSTICAS TÉCNICAS



Norma di Riferimento
Reference standard
Entspricht der Norm
Norme de référence
Normativa de referencia
Norma de referência

1907/2006 REACH
2011/65/CE RoHS
ATEX 2014/34/UE
PED 2014/68/UE

		1/8	1/4	1/2
ATTACCO FILETTATO *THREADED* *ANSCHLUSS* *CONNEXION* *ROSCA* *CONEXÃO ROSCADA*		1/8	1/4	1/2
PORTATA a 6 BAR con Δp 1 bar *6 bar FLOW RATE with Δp 1 bar* *DURCHFLUSSWERT BEI 6 bar mit Δp 1 bar* *DÉBIT DE REFERENCE à 6 bar avec Δp 1 bar* *CAUDAL a 6 BAR con Δp 1 bar* *VAZÃO a 6 BAR com Δp 1 bar*		740 Nl/min	1200 Nl/min	5000 Nl/min
PRESSIONE DI FUNZIONAMENTO *OPERATING PRESSURE* *BETRIEBSDRUCK* *PRESSION DE SERVICE* *PRESIÓN DE EJERCICIO* *PRESSÃO DE OPERAÇÃO*		0 ÷ 10 bar		
PRESSIONE DI AZIONAMENTO *PRESSURE DRIVE* *STEUERDRUCK* *PRESSION DE COMMANDE* *PRESIÓN DE ACCIONAMIENTO* *PRESSÃO DE ACIONAMENTO*	Monostable	2 ÷ 10 bar		
	Bistable	1 ÷ 10 bar		
TEMPERATURA *TEMPERATURE* *BETRIEBSTEMPERAUTUR* *TEMPÉRATURE DE TRAVAIL* *TEMPERATURA* *TEMPERATURA*	min	-10 °C		
	max	+60 °C		

Materiali e Componenti IT
1 Corpo in alluminio anodizzato e verniciato
2 Spola in alluminio nichelato chimicamente
3 Guarnizioni in NBR

Component Parts and Materials GB
1 Anodised and painted aluminium body
2 Chemical nickel-plated spool
3 NBR seals

Komponenten und Materialien DE
1 Aluminiumgehäuse Eloxiert Und Lackiert
2 Schieber Aus Aluminium, Chemisch Vernickelt
3 Dichtungen Aus NBR

Matériaux et Composants FR
1 Corps en aluminium anodisé et peint
2 Tiroir en aluminium, nickelé chimique
3 Joints en NBR

Materiales y Componentes ES
1 Cuerpo en aluminio anodizado y barnizado
2 Corredera en aluminio niquelado químicamente
3 Juntas en NBR

Materiais e Componentes PT
1 Corpo em alumínio anodizado e pintado
2 Carretel em alumínio niquelado quimicamente
3 Vedações em NBR

Tabella dei codici di ordinazione

Ordering codes
Bestellschlüssel
Code de commande
Tabla de codificación para pedidos
Tabela de codificação para compra

SERIE	Azionamento *Actuation* *Betätigung* *Actionnement* *Accionamiento* *Acionamento*	Riazionamento *Reactuation* *Rückstellung* *Rappel* *Reaccionamiento* *Retorno*	Vie *Ways* *Wege* *Voies* *Vías* *Vias*	Funzione *Function* *Funktion* *Fonction* *Función* *Funções*	Misura *Size* *Größe* *Dimension* *Medida* *Tamanho*
0 1 V	P	0	3	N C	0 2

P = Pneumatico
Pneumatic
Pneumatisch
Pneumatiques
Neumático
Pneumatic

0 = Monostabile con ritorno a molla
Monostable spring return
Monostabil mit Federrückstellung
Monostable à rappel par ressort
Monoestable con retorno muelle
Monoestável com retorno por mola

1 = Bistabile
Bistable
Bistabil
Bistable
Biestable
Biestável

3 = 3/2

5 = 5/2

7 = 5/3

NO = Normalmente aperta
Normally open
Normalerweise offen
Normalement ouvert
Normalmente abierta
Normalmente aberta

NC = Normalmente chiusa
Normally closed
Normalerweise geschlossen
Normalement fermé
Normalmente cerrada
Normalmente fechada

CC = Centri chiusi
Normally closed
Mittelstellung geschlossen
Centre fermé
Centros cerrados
Centro fechado

OC = Centri aperti
Normally exhausted
Mittelstellung offen
Centre ouvert
Centros abiertos
Centro-aberto negativo

PC = Centri in pressioni
Normally pressurized
Mittelstellung unter Druck
Centre sous pression
Centros en presión
Centro aberto positivo

00 = Funzione non contemplata
Function not privided
Funktion steht nicht zur Verfügung
Fonction non disponible
Función no contemplada
Função não contemplada

02 = 1/8

03 = 1/4

05 = 1/2

3/2 Vie - *Ways - Wege - Voies - Vías - Vias*

MONOSTABILE CON RITORNO A MOLLA
MONOSTABLE SPRING RETURN
MONOSTABIL MIT FEDERRÜCKSTELLUNG
MONOSTABLE À RAPPEL PAR RESSORT
MONOESTABLE CON RETORNO POR MUELLE
MONOESTÁVEL COM RETORNO POR MOLA

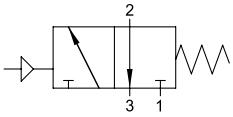

NC

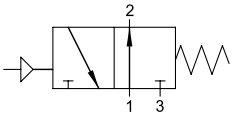

NO

Codice *Code* *Nummer* *Code* *Código* *Código*	Vie *Ways* *Wege* *Voies* *Vías* *Vias*	Funzione *Function* *Funktion* *Fonction* *Función* *Funções*	Misura *Size* *Größe* *Dimension* *Medida* *Tamanho*	Pack.
01V P0 3 NC 02	3/2	NC	1/8	1
01V P0 3 NC 03	3/2	NC	1/4	1
01V P0 3 NC 05	3/2	NC	1/2	1
01V P0 3 NO 02	3/2	NO	1/8	1
01V P0 3 NO 03	3/2	NO	1/4	1
01V P0 3 NO 05	3/2	NO	1/2	1

01V P0 3 NC 02 01V P0 3 NO 02

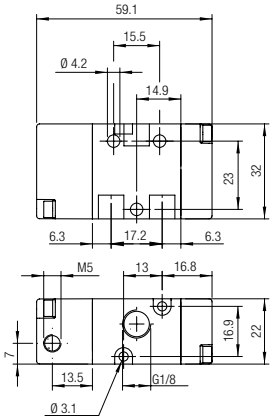

01V P0 3 NC 05 01V P0 3 NO 05

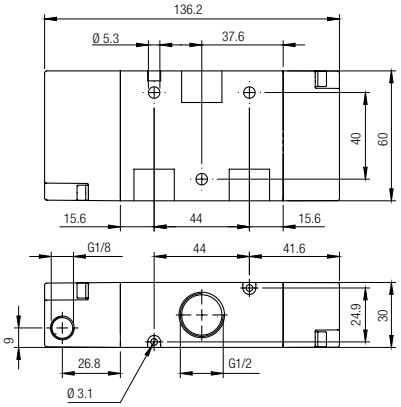

01V P0 3 NC 03 01V P0 3 NO 03

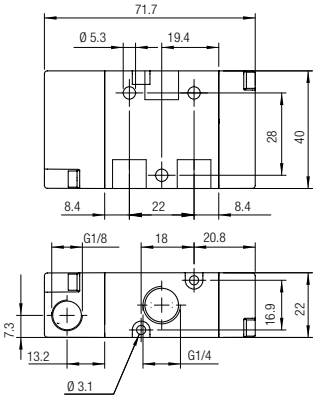

3/2 Vie *- Ways - Wege - Voies - Vías - Vias*

BISTABILE
TWO STABLE POSITIONS
BISTABIL
BISTABLE
BIESTABLE
BIESTÁVEL

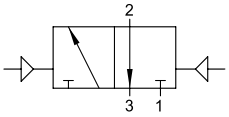

Codice *Code* *Nummer* *Code* *Código* *Código*	Vie *Ways* *Wege* *Voies* *Vías* *Vias*	Misura *Size* *Größe* *Dimension* *Medida* *Tamanho*	Pack.
01V P1 3 00 02	3/2	1/8	1
01V P1 3 00 03	3/2	1/4	1
01V P1 3 00 05	3/2	1/2	1

01V P1 3 00 02

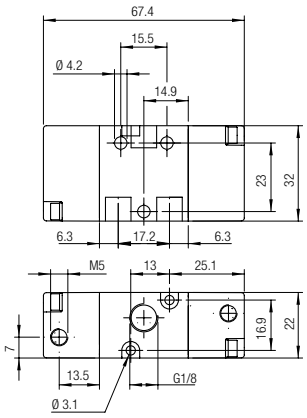

01V P1 3 00 05

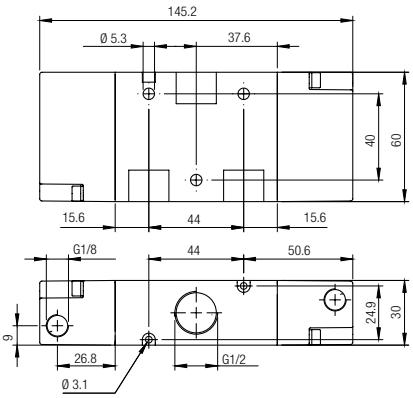

01V P1 3 00 03

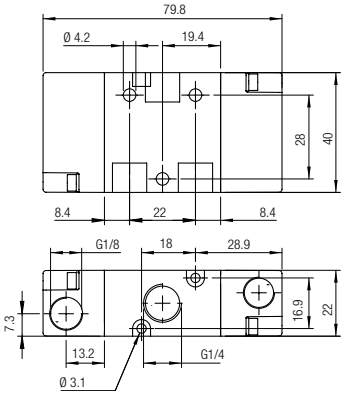

5/2 Vie *- Ways - Wege - Voies - Vías - Vias*

MONOSTABILE CON RITORNO A MOLLA
MONOSTABLE SPRING RETURN
MONOSTABIL MIT FEDERRÜCKSTELLUNG
MONOSTABLE À RAPPEL PAR RESSORT
MONOESTABLE CON RETORNO POR MUELLE
MONOESTÁVEL COM RETORNO POR MOLA

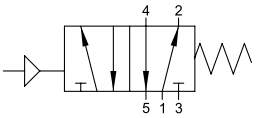

Codice *Code* *Nummer* *Code* *Código* *Código*	Vie *Ways* *Wege* *Voies* *Vías* *Vias*	Misura *Size* *Größe* *Dimension* *Medida* *Tamanho*	Pack.
01V P0 5 00 02	5/2	1/8	1
01V P0 5 00 03	5/2	1/4	1
01V P0 5 00 05	5/2	1/2	1

01V P0 5 00 02

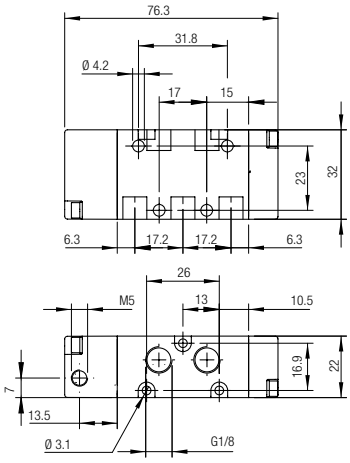

01V P0 5 00 05

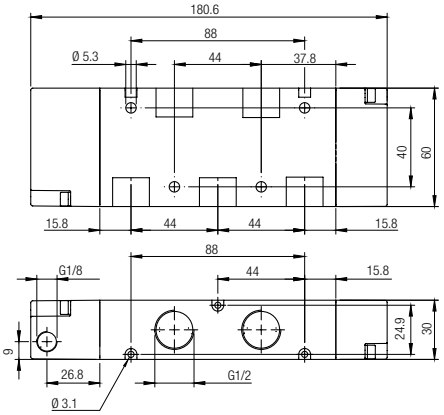

01V P0 5 00 03

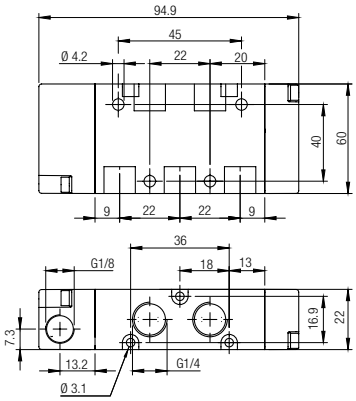

5/2 Vie - *Ways - Wege - Voies - Vías - Vias*

BISTABILE
TWO STABLE POSITIONS
BISTABIL
BISTABLE
BIESTABLE
BIESTÁVEL

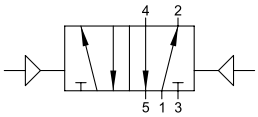

Codice *Code* *Nummer* *Code* *Código* *Código*	Vie *Ways* *Wege* *Voies* *Vías* *Vias*	Misura *Size* *Größe* *Dimension* *Medida* *Tamanho*	Pack.
01V P1 5 00 02	5/2	1/8	1
01V P1 5 00 03	5/2	1/4	1
01V P1 5 00 05	5/2	1/2	1

01V P1 5 00 02

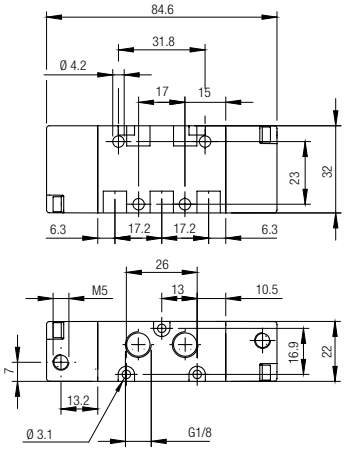

01V P1 5 00 05

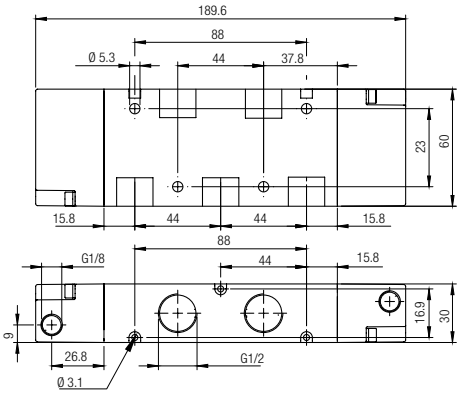

01V P1 5 00 03

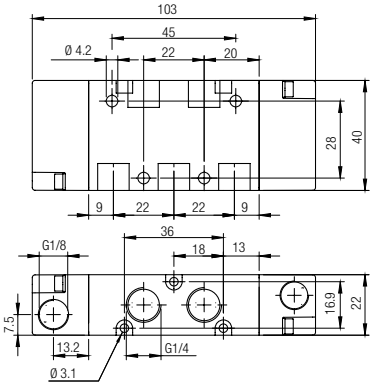

5/3 Vie - *Ways - Wege - Voies - Vías - Vias*

MONOSTABILE CON RITORNO A MOLLA
MONOSTABLE SPRING RETURN
MONOSTABIL MIT FEDERRÜCKSTELLUNG
MONOSTABLE À RAPPEL PAR RESSORT
MONOESTABLE CON RETORNO POR MUELLE
MONOESTÁVEL COM RETORNO POR MOLA

Codice *Code* *Nummer* *Code* *Código* *Código*	Vie *Ways* *Wege* *Voies* *Vías* *Vias*	Funzione *Function* *Funktion* *Fonction* *Función* *Funções*	Misura *Size* *Größe* *Dimension* *Medida* *Tamanho*	Pack.
01V P0 7 CC 02	5/3	CC	1/8	1
01V P0 7 CC 03	5/3	CC	1/4	1
01V P0 7 CC 05	5/3	CC	1/2	1
01V P0 7 OC 02	5/3	OC	1/8	1
01V P0 7 OC 03	5/3	OC	1/4	1
01V P0 7 OC 05	5/3	OC	1/2	1
01V P0 7 PC 02	5/3	PC	1/8	1
01V P0 7 PC 03	5/3	PC	1/4	1
01V P0 7 PC 05	5/3	PC	1/2	1

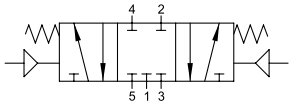

CC

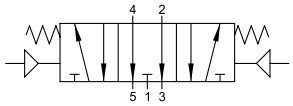

OC

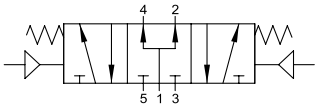

PC

01V P0 7 CC 02 01V P0 7 OC 02 01V P0 7 PC 02

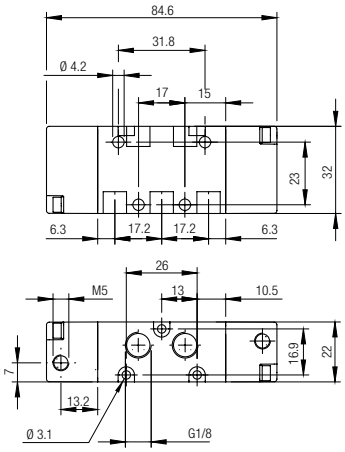

01V P0 7 CC 03 01V P0 7 OC 0 01V P0 7 PC 03

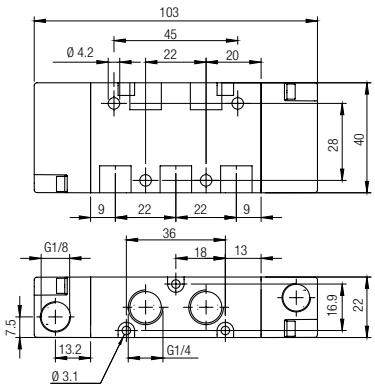

01V P0 7 CC 05 01V P0 7 OC 05 01V P0 7 PC 05

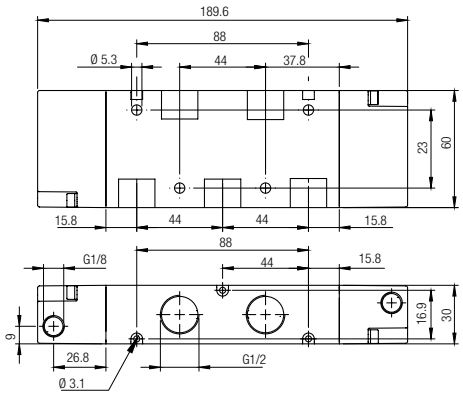

VALVOLE AD AZIONAMENTO MANUALE

MANUAL VALVE
MANUELL BETÄTIGTE VENTILE
DISTRIBUTEURS À COMMANDES MÉCANIQUES
VÁLVULAS DE ACCIONAMIENTO MANUAL
VÁLVULAS DE ACIONAMENTO MANUAL

CARATTERISTICHE TECNICHE
TECHNICAL CHARACTERISTICS
TECHNISCHE ANGABEN
CARACTÉRISTIQUES TECHNIQUES
CARACTERÍSTICAS TÉCNICAS
CARACTERÍSTICAS TÉCNICAS

Norma di Riferimento
Reference standard
Entspricht der Norm
Norme de référence
Normativa de referencia
Norma de referência

1907/2006 REACH
2011/65/CE RoHS
ATEX 2014/34/UE
PED 2014/68/UE



		1/8	1/4
ATTACCO FILETTATO *THREADED* *ANSCHLUSS* *CONNEXION* *ROSCA* *CONEXÃO ROSCADA*		1/8	1/4
PORTATA a 6 BAR con Δp 1 bar *6 bar FLOW RATE with Δp 1 bar* *DURCHFLUSSWERT BEI 6 bar mit Δp 1 bar* *DÉBIT DE REFERENCE à 6 bar avec Δp 1 bar* *CAUDAL a 6 BAR con Δp 1 bar* *VAZÃO a 6 BAR com Δp 1 bar*		740 Nl/min	1200 Nl/min
PRESSIONE DI FUNZIONAMENTO *OPERATING PRESSURE* *BETRIEBSDRUCK* *PRESSION DE SERVICE* *PRESIÓN DE EJERCICIO* *PRESSÃO DE OPERAÇÃO*		Vuoto *Vacuum* *Vakuum* *Vide* *Vacío* *Vácuo*	÷ 10 bar
TEMPERATURA *TEMPERATURE* *BETRIEBSTEMPERAUTUR* *TEMPÉRATURE DE TRAVAIL* *TEMPERATURA* *TEMPERATURA*	min	-10 °C	
	max	+60 °C	
ATTACCO A PANNELLO *PANEL MOUNT* *SCHALTTAFELEINBAU* *MONTAGE EN PANNEAU* *MONTAJE EN PANEL* *CONEXÃO PARA MONTAGEM EM PAINEL*		M 16x1	

Materiali e Componenti — IT
1 Corpo in alluminio anodizzato e verniciato
2 Spola in alluminio nichelato chimicamente
3 Guarnizioni in NBR

Component Parts and Materials — GB
1 Anodised and painted aluminium body
2 Chemical nickel-plated spool
3 NBR seals

Komponenten und Materialien — DE
1 Aluminiumgehäuse Eloxiert Und Lackiert
2 Schieber Aus Aluminium, Chemisch Vernickelt
3 Dichtungen Aus NBR

Matériaux et Composants — FR
1 Corps en aluminium anodisé et peint
2 Tiroir en aluminium, nickelé chimique
3 Joints en NBR

Materiales y Componentes — ES
1 Cuerpo en aluminio anodizado y barnizado
2 Corredera en aluminio niquelado químicamente
3 Juntas en NBR

Materiais e Componentes — PT
1 Corpo em alumínio anodizado e pintado
2 Carretel em alumínio niquelado quimicamente
3 Vedações em NBR

Tabella dei codici di ordinazione

Ordering codes
Bestellschlüssel
Code de commande
Tabla de codificación para pedidos
Tabela de codificação para compra

SERIE	Azionamento *Actuation* *Betätigung* *Actionnement* *Accionamiento* *Acionamento*	Riazionamento *Reactuation* *Rückstellung* *Rappel* *Reaccionamiento* *Retorno*	Vie *Ways* *Wege* *Voies* *Vías* *Vias*	Funzione *Function* *Funktion* *Fonction* *Función* *Funções*	Misura *Size* *Größe* *Dimension* *Medida* *Tamanho*
0 1 V	T	0	3	N C	0 2

T = Tiretto
Puller
Manuell
Manuelle
Tirador
Botão

L = Leva a 90°
90° Lever
Hebel 90°
Levier 90°
Leva a 90°
Alavanca a 90°

0 = Monostabile con ritorno a molla
Monostable spring return
Monostabil mit Federrückstellung
Monostable à rappel par ressort
Monoestable con retorno muelle
Monoestável com retorno por mola

1 = Bistabile
Bistable
Bistabil
Bistable
Biestable
Biestável

2 = Stabile in 3 posizioni
Stable in 3 positions
Stabil in 3 Positionen
Stable en 3 positions
Estable en 3 posiciones
Estável em 3 posições

3 = 3/2

5 = 5/2

7 = 5/3

NO = Normalmente aperta
Normally open
Normalerweise offen
Normalement ouvert
Normalmente abierta
Normalmente aberta

NC = Normalmente chiusa
Normally closed
Normalerweise geschlossen
Normalement fermé
Normalmente cerrada
Normalmente fechada

CC = Centri chiusi
Normally closed
Mittelstellung geschlossen
Centre fermé
Centros cerrados
Centro fechado

OC = Centri aperti
Normally exhausted
Mittelstellung offen
Centre ouvert
Centros abiertos
Centro-aberto negativo

PC = Centri in pressioni
Normally pressurized
Mittelstellung unter Druck
Centre sous pression
Centros en presión
Centro aberto positivo

00 = Funzione non contemplata
Function not privided
Funktion steht nicht zur Verfügung
Fonction non disponible
Función no contemplada
Função não contemplada

02 = 1/8

03 = 1/4

3/2 Vie - *Ways - Wege - Voies - Vías - Vias*

MONOSTABILE CON RITORNO A MOLLA
MONOSTABLE SPRING RETURN
MONOSTABIL MIT FEDERRÜCKSTELLUNG
MONOSTABLE À RAPPEL PAR RESSORT
MONOESTABLE CON RETORNO POR MUELLE
MONOESTÁVEL COM RETORNO POR MOLA

VALVOLE A TIRETTO
PULLER VALVE
SCHIEBERVENTILE
DISTRIBUTEURS À TIROIR
VÁLVULA DE TIRADOR
VÁLVULA BOTÃO

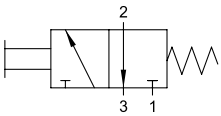

Codice *Code* *Nummer* *Code* *Código* *Código*	Vie *Ways* *Wege* *Voies* *Vías* *Vias*	Funzione *Function* *Funktion* *Fonction* *Función* *Funções*	Misura *Size* *Größe* *Dimension* *Medida* *Tamanho*	Pack.
01V T0 3 NC 02	3/2	**NC**	1/8	1
01V T0 3 NC 03	3/2	**NC**	1/4	1

3/2 Vie - *Ways - Wege - Voies - Vías - Vias*

BISTABILE
TWO STABLE POSITIONS
BISTABIL
BISTABLE
BIESTABLE
BIESTÁVEL

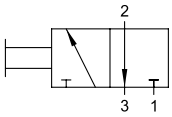

Codice *Code* *Nummer* *Code* *Código* *Código*	Vie *Ways* *Wege* *Voies* *Vías* *Vias*	Misura *Size* *Größe* *Dimension* *Medida* *Tamanho*	Pack.
01V T1 3 00 02	3/2	1/8	1
01V T1 3 00 03	3/2	1/4	1

01V T0 3 NC 02 01V T1 3 00 02

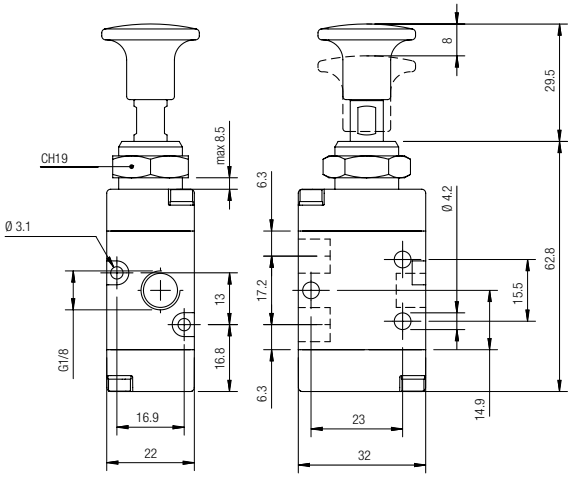

01V T0 3 NC 03 01V T1 3 00 03

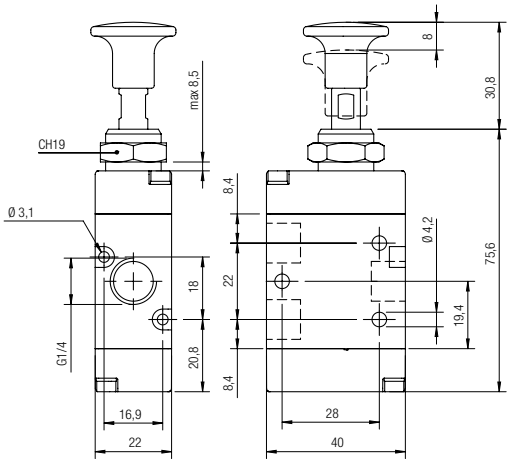

5/2 Vie - *Ways - Wege - Voies - Vías - Vias*

MONOSTABILE CON RITORNO A MOLLA
MONOSTABLE SPRING RETURN
MONOSTABIL MIT FEDERRÜCKSTELLUNG
MONOSTABLE À RAPPEL PAR RESSORT
MONOESTABLE CON RETORNO POR MUELLE
MONOESTÁVEL COM RETORNO POR MOLA

VALVOLE A TIRETTO
PULLER VALVE
SCHIEBERVENTILE
DISTRIBUTEURS À TIROIR
VÁLVULA DE TIRADOR
VÁLVULA BOTÃO

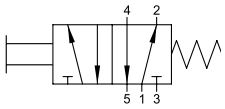

Codice *Code* *Nummer* *Code* *Código* *Código*	Vie *Ways* *Wege* *Voies* *Vías* *Vias*	Misura *Size* *Größe* *Dimension* *Medida* *Tamanho*	Pack.
01V T0 5 00 02	5/2	1/8	1
01V T0 5 00 03	5/2	1/4	1

5/2 Vie - *Ways - Wege - Voies - Vías - Vias*

BISTABILE
TWO STABLE POSITIONS
BISTABIL
BISTABLE
BIESTABLE
BIESTÁVEL

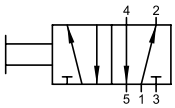

Codice *Code* *Nummer* *Code* *Código* *Código*	Vie *Ways* *Wege* *Voies* *Vías* *Vias*	Misura *Size* *Größe* *Dimension* *Medida* *Tamanho*	Pack.
01V T1 5 00 02	5/2	1/8	1
01V T1 5 00 03	5/2	1/4	1

01V T0 5 00 02 01V T1 5 00 02

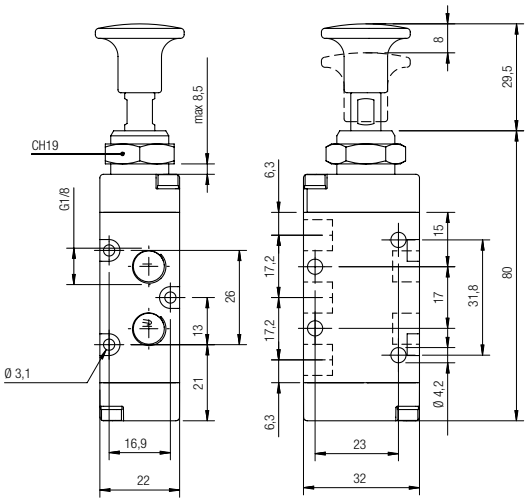

01V T0 5 00 03 01V T1 5 00 03

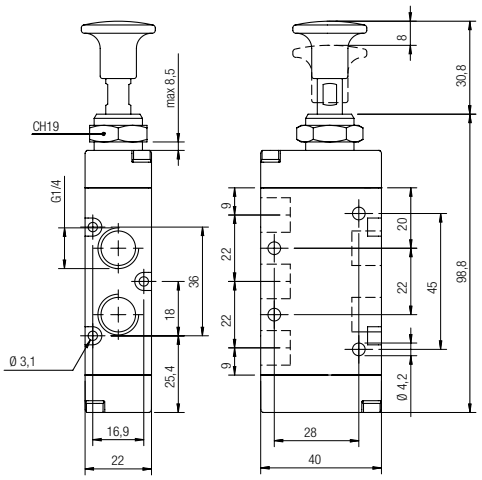

3/2 Vie - *Ways - Wege - Voies - Vías - Vias*

MONOSTABILE CON RITORNO A MOLLA
MONOSTABLE SPRING RETURN
MONOSTABIL MIT FEDERRÜCKSTELLUNG
MONOSTABLE À RAPPEL PAR RESSORT
MONOEESTABLE CON RETORNO POR MUELLE
MONOESTÁVEL COM RETORNO POR MOLA

VALVOLE A LEVA A 90°
90° LEVER VALVE
HEBEL VENTILE 90°
DISTRIBUTEURS À LEVIER
VÁLVULAS DE PALANCA
VÁLVULA DE ALAVANCA A 90°

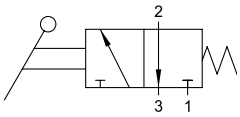

Codice *Code* *Nummer* *Code* *Código* *Código*	Vie *Ways* *Wege* *Voies* *Vías* *Vias*	Funzione *Function* *Funktion* *Fonction* *Función* *Funções*	Misura *Size* *Größe* *Dimension* *Medida* *Tamanho*	Pack.
01V L0 3 NC 02	3/2	NC	1/8	1
01V L0 3 NC 03	3/2	NC	1/4	1

3/2 Vie - *Ways - Wege - Voies - Vías - Vias*

BISTABILE
TWO STABLE POSITIONS
BISTABIL
BISTABLE
BIESTABLE
BIESTÁVEL

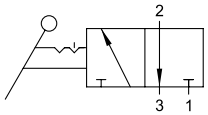

Codice *Code* *Nummer* *Code* *Código* *Código*	Vie *Ways* *Wege* *Voies* *Vías* *Vias*	Misura *Size* *Größe* *Dimension* *Medida* *Tamanho*	Pack.
01V L1 3 00 02	3/2	1/8	1
01V L1 3 00 03	3/2	1/4	1

01V L0 3 NC 02 01V L1 3 00 02

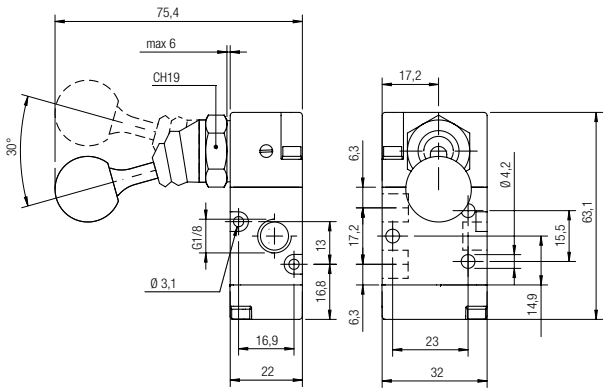

01V L0 3 NC 03 01V L1 3 00 03

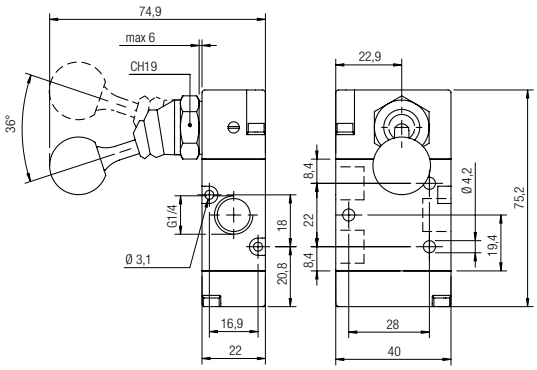

5/2 Vie - *Ways - Wege - Voies - Vías - Vias*

MONOSTABILE CON RITORNO A MOLLA
MONOSTABLE SPRING RETURN
MONOSTABIL MIT FEDERRÜCKSTELLUNG
MONOSTABLE À RAPPEL PAR RESSORT
MONOEESTABLE CON RETORNO POR MUELLE
MONOESTÁVEL COM RETORNO POR MOLA

VALVOLE A LEVA A 90°
90° LEVER VALVE
HEBEL VENTILE 90°
DISTRIBUTEURS À LEVIER
VÁLVULAS DE PALANCA
VÁLVULA DE ALAVANCA A 90°

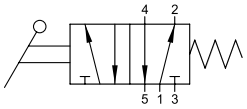

Codice *Code* *Nummer* *Code* *Código* *Código*	Vie *Ways* *Wege* *Voies* *Vías* *Vias*	Misura *Size* *Größe* *Dimension* *Medida* *Tamanho*	Pack.
01V L0 5 00 02	5/2	1/8	1
01V L0 5 00 03	5/2	1/4	1

5/2 Vie - *Ways - Wege - Voies - Vías - Vias*

BISTABILE
TWO STABLE POSITIONS
BISTABIL
BISTABLE
BIESTABLE
BIESTÁVEL

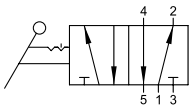

Codice *Code* *Nummer* *Code* *Código* *Código*	Vie *Ways* *Wege* *Voies* *Vías* *Vias*	Misura *Size* *Größe* *Dimension* *Medida* *Tamanho*	Pack.
01V L1 5 00 02	5/2	1/8	1
01V L1 5 00 03	5/2	1/4	1

01V L0 5 00 02 01V L1 5 00 02

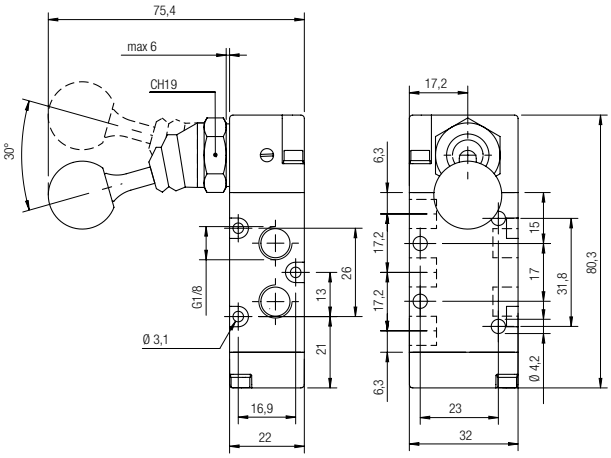

01V L0 5 00 03 01V L1 5 00 03

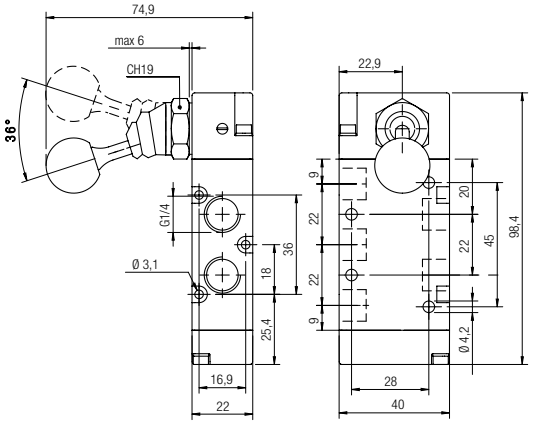

5/3 Vie - *Ways - Wege - Voies - Vías - Vias*

MONOSTABILE CON RITORNO A MOLLA
MONOSTABLE SPRING RETURN
MONOSTABIL MIT FEDERRÜCKSTELLUNG
MONOSTABLE À RAPPEL PAR RESSORT
MONOESTABLE CON RETORNO POR MUELLE
MONOESTÁVEL COM RETORNO POR MOLA

VALVOLE A LEVA A 90°
90° LEVER VALVE
HEBEL VENTILE 90°
DISTRIBUTEURS À LEVIER
VÁLVULAS DE PALANCA
VÁLVULA DE ALAVANCA A 90°

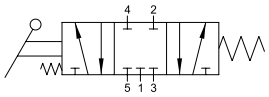

CC

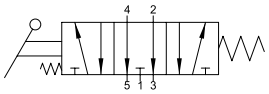

OC

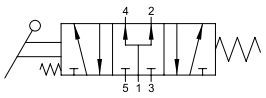

PC

Codice *Code* *Nummer* *Code* *Código* *Código*	Vie *Ways* *Wege* *Voies* *Vías* *Vias*	Funzione *Function* *Funktion* *Fonction* *Función* *Funções*	Misura *Size* *Größe* *Dimension* *Medida* *Tamanho*	Pack.
01V L0 7 CC 02	5/3	CC	1/8	1
01V L0 7 CC 03	5/3	CC	1/4	1
01V L0 7 OC 02	5/3	OC	1/8	1
01V L0 7 OC 03	5/3	OC	1/4	1
01V L0 7 PC 02	5/3	PC	1/8	1
01V L0 7 PC 03	5/3	PC	1/4	1

5/3 Vie - *Ways - Wege - Voies - Vías - Vias*

STABILE A 3 POSIZIONI
3 STABLE POSITIONS
HEBEL - 3 POSITIONEN
LEVIER - 3 POSITIONS
ESTABLE 3 POSICIONES
ESTÁVEL DE 3 POSIÇÕES

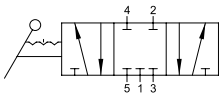

CC

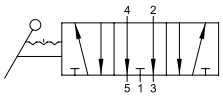

OC

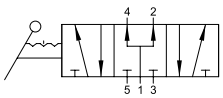

PC

Codice *Code* *Nummer* *Code* *Código* *Código*	Vie *Ways* *Wege* *Voies* *Vías* *Vias*	Funzione *Function* *Funktion* *Fonction* *Función* *Funções*	Misura *Size* *Größe* *Dimension* *Medida* *Tamanho*	Pack.
01V L2 7 CC 02	5/3	CC	1/8	1
01V L2 7 CC 03	5/3	CC	1/4	1
01V L2 7 OC 02	5/3	OC	1/8	1
01V L2 7 OC 03	5/3	OC	1/4	1
01V L2 7 PC 02	5/3	PC	1/8	1
01V L2 7 PC 03	5/3	PC	1/4	1

01V L0 7 CC 02 01V L0 7 OC 02 01V L0 7 PC 02

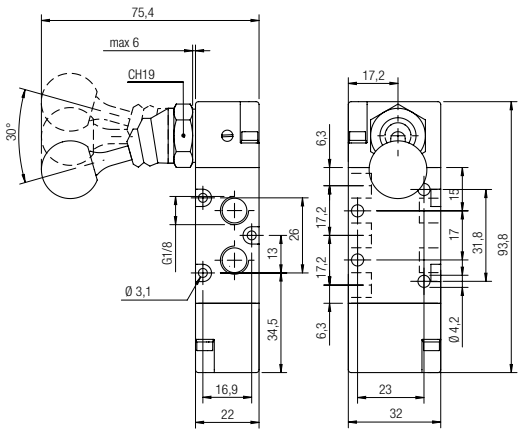

01V L0 7 CC 03 01V L0 7 OC 03 01V L0 7 PC 03

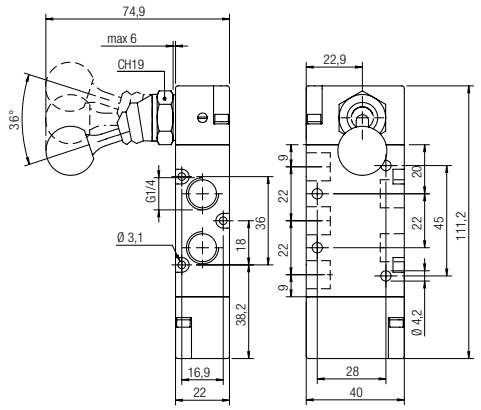

01V L2 7 CC 02 01V L2 7 OC 02 01V L2 7 PC 02

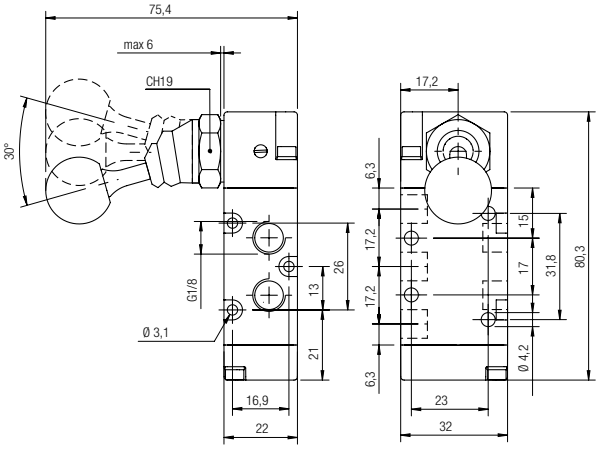

01V L2 7 CC 03 01V L2 7 OC 03 01V L2 7 PC 03

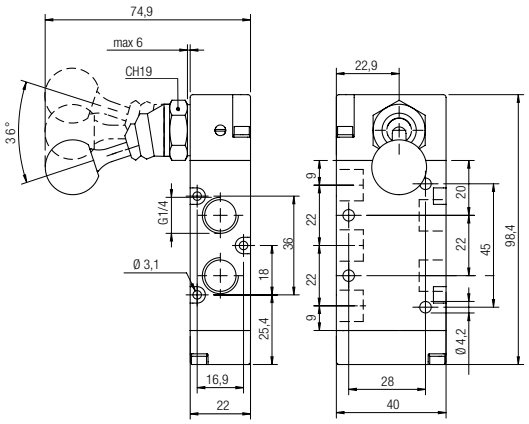

New

VALVOLE A LEVA A 90° IN ACCIAIO INOX

STAINLESS STEEL AISI 316 L 90° LEVER VALVE
HEBEL VENTILE 90° AUS EDELSTAHL AISI 316 L
DISTRIBUTEURS À LEVIER EN ACIER INOX AISI 316 L
VÁLVULAS DE PALANCA EN ACERO INOX AISI 316 L
VÁLVULA DE ALAVANCA A 90° EM AÇO INOXIDÁVEL AISI 316 L

AISI 316L

	1/4
ATTACCO FILETTATO *THREADED* *ANSCHLUSS* *CONNEXION* *ROSCA* *CONEXÃO ROSCADA*	1/4
PRESSIONE DI FUNZIONAMENTO *OPERATING PRESSURE* *BETRIEBSDRUCK* *PRESSION DE SERVICE* *PRESIÓN DE EJERCICIO* *PRESSÃO DE OPERAÇÃO*	1 ÷ 10 bar
FORZA DI ATTIVAZIONE *ACTIVATION FORCE* *BETÄTIGUNGSKRAFT* *FORCE D'ACTUATION* *FUERZA DE ACTIVACIÓN* *FORÇA ACTIVAÇÃO*	20 N

3/2 Vie *- Ways - Wege - Voies - Vías - Vias*

MONOSTABILE CON RITORNO A MOLLA
MONOSTABLE SPRING RETURN
MONOSTABIL MIT FEDERRÜCKSTELLUNG
MONOSTABLE À RAPPEL PAR RESSORT
MONOESTABLE CON RETORNO POR MUELLE
MONOESTÁVEL COM RETORNO POR MOLA

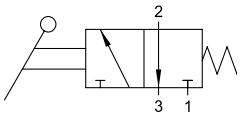

Codice *Code* *Nummer* *Code* *Código* *Código*	Vie *Ways* *Wege* *Voies* *Vías* *Vias*	Funzione *Function* *Funktion* *Fonction* *Función* *Funções*	Misura *Size* *Größe* *Dimension* *Medida* *Tamanho*	Pack.
X1V L0 3 NC 03	3/2	NC	1/4	1

3/2 Vie *- Ways - Wege - Voies - Vías - Vias*

BISTABILE
TWO STABLE POSITIONS
BISTABIL
BISTABLE
BIESTABLE
BIESTÁVEL

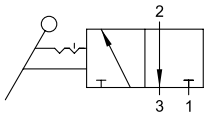

Codice *Code* *Nummer* *Code* *Código* *Código*	Vie *Ways* *Wege* *Voies* *Vías* *Vias*	Misura *Size* *Größe* *Dimension* *Medida* *Tamanho*	Pack.
X1V L1 3 NC 03	3/2	1/4	1

X1V L0 3 NC 03 X1V L1 3 00 03

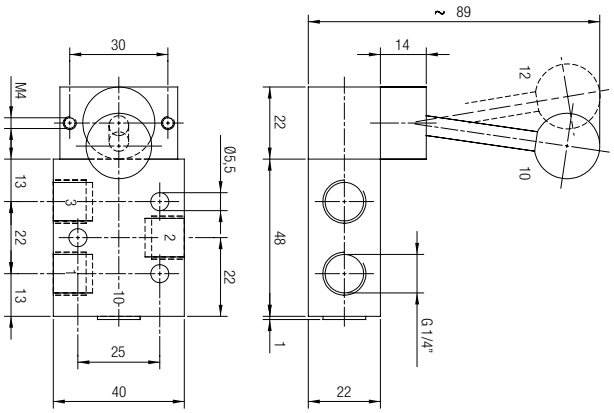

5/2 Vie - *Ways - Wege - Voies - Vías - Vias*

MONOSTABILE CON RITORNO A MOLLA
MONOSTABLE SPRING RETURN
MONOSTABIL MIT FEDERRÜCKSTELLUNG
MONOSTABLE À RAPPEL PAR RESSORT
MONOESTABLE CON RETORNO POR MUELLE
MONOESTÁVEL COM RETORNO POR MOLA

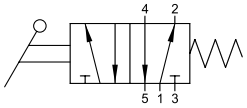

Codice *Code* *Nummer* *Code* *Código* *Código*	Vie *Ways* *Wege* *Voies* *Vías* *Vias*	Misura *Size* *Größe* *Dimension* *Medida* *Tamanho*	Pack.
X1V L0 5 00 03	5/2	1/4	1

5/2 Vie - *Ways - Wege - Voies - Vías - Vias*

BISTABILE
TWO STABLE POSITIONS
BISTABIL
BISTABLE
BIESTABLE
BIESTÁVEL

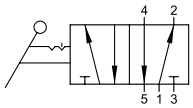

Codice *Code* *Nummer* *Code* *Código* *Código*	Vie *Ways* *Wege* *Voies* *Vías* *Vias*	Misura *Size* *Größe* *Dimension* *Medida* *Tamanho*	Pack.
X1V L1 5 00 03	5/2	1/4	1

X1V L0 5 00 03 X1V L1 5 00 03

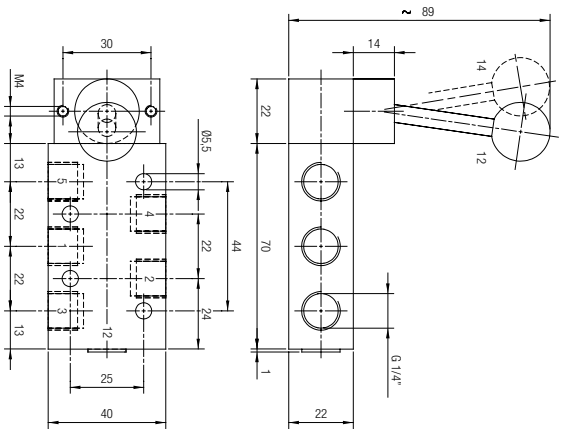

5/3 Vie - *Ways - Wege - Voies - Vías - Vias*

MONOSTABILE CON RITORNO A MOLLA
MONOSTABLE SPRING RETURN
MONOSTABIL MIT FEDERRÜCKSTELLUNG
MONOSTABLE À RAPPEL PAR RESSORT
MONOESTABLE CON RETORNO POR MUELLE
MONOESTÁVEL COM RETORNO POR MOLA

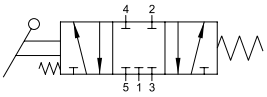

CC

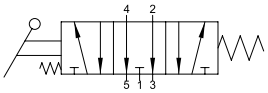

OC

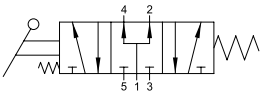

PC

Codice *Code* *Nummer* *Code* *Código* *Código*	Vie *Ways* *Wege* *Voies* *Vías* *Vias*	Funzione *Function* *Funktion* *Fonction* *Función* *Funções*	Misura *Size* *Größe* *Dimension* *Medida* *Tamanho*	Pack.
X1V L0 7 CC 03	5/3	CC	1/4	1
X1V L0 7 OC 03	5/3	OC	1/4	1
X1V L0 7 PC 03	5/3	PC	1/4	1

5/3 Vie - *Ways - Wege - Voies - Vías - Vias*

STABILE A 3 POSIZIONI
3 STABLE POSITIONS
HEBEL - 3 POSITIONEN
LEVIER - 3 POSITIONS
ESTABLE 3 POSICIONES
ESTÁVEL DE 3 POSIÇÕES

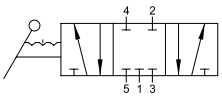

CC

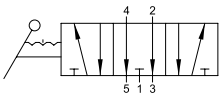

OC

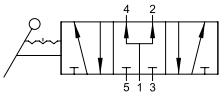

PC

X1V L0 7 CC 03 X1V L0 7 OC 03 X1V L0 7 PC 03
X1V L2 7 CC 03 X1V L2 7 OC 03 X1V L2 7 PC 03

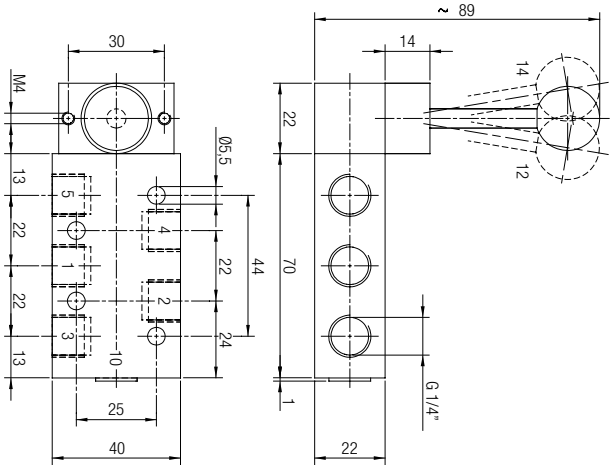

Codice *Code* *Nummer* *Code* *Código* *Código*	Vie *Ways* *Wege* *Voies* *Vías* *Vias*	Funzione *Function* *Funktion* *Fonction* *Función* *Funções*	Misura *Size* *Größe* *Dimension* *Medida* *Tamanho*	Pack.
X1V L2 7 CC 03	5/3	CC	1/4	1
X1V L2 7 OC 03	5/3	OC	1/4	1
X1V L2 7 PC 03	5/3	PC	1/4	1

VALVOLE AD AZIONAMENTO MECCANICO

MECHANICALLY ACTUATED VALVE
MECHANISCH BETÄTIGTE VENTILE
DISTRIBUTEURS À COMMANDES MÉCANIQUES
VÁLVULAS DE ACCIONAMIENTO MECÁNICO
VÁLVULA DE ACIONAMENTO MECÂNICO

CARATTERISTICHE TECNICHE
TECHNICAL CHARACTERISTICS
TECHNISCHE ANGABEN
CARACTÉRISTIQUES TECHNIQUES
CARACTERÍSTICAS TÉCNICAS
CARACTERÍSTICAS TÉCNICAS

Norma di Riferimento
Reference standard
Entspricht der Norm
Norme de référence
Normativa de referencia
Norma de referência

1907/2006 REACH
2011/65/CE RoHS
ATEX 2014/34/UE
PED 2014/68/UE

		1/8
ATTACCO FILETTATO *THREADED* *ANSCHLUSS* *CONNEXION* *ROSCA* *CONEXÃO ROSCADA*		1/8
PORTATA a 6 BAR con Δp 1 bar *6 bar FLOW RATE with Δp 1 bar* *DURCHFLUSSWERT BEI 6 bar mit Δp 1 bar* *DÉBIT DE REFERENCE à 6 bar avec Δp 1 bar* *CAUDAL a 6 BAR con Δp 1 bar* *VAZÃO a 6 BAR com Δp 1 bar*		740 Nl/min
PRESSIONE DI FUNZIONAMENTO *OPERATING PRESSURE* *BETRIEBSDRUCK* *PRESSION DE SERVICE* *PRESIÓN DE EJERCICIO* *PRESSÃO DE OPERAÇÃO*		2 ÷ 10 bar
FORZA DI AZIONAMENTO *DRIVING FORCE* *BETÄTIGUNGSDRUCK* *FORCE D'ACTIONNEMENT* *FUERZA DE ACCIONAMIENTO* *FORÇA DE ACIONAMENTO*		5.8 N
TEMPERATURA *TEMPERATURE* *BETRIEBSTEMPERAUTUR* *TEMPÉRATURE DE TRAVAIL* *TEMPERATURA* *TEMPERATURA*	min	-10 °C
	max	+60 °C

Materiali e Componenti — IT
1 Corpo in alluminio anodizzato e verniciato
2 Spola in alluminio nichelato chimicamente
3 Guarnizioni in NBR

Component Parts and Materials — GB
1 Anodised and painted aluminium body
2 Chemical nickel-plated spool
3 NBR seals

Komponenten und Materialien — DE
1 Aluminiumgehäuse Eloxiert Und Lackiert
2 Schieber Aus Aluminium, Chemisch Vernickelt
3 Dichtungen Aus NBR

Matériaux et Composants — FR
1 Corps en aluminium anodisé et peint
2 Tiroir en aluminium, nickelé chimique
3 Joints en NBR

Materiales y Componentes — ES
1 Cuerpo en aluminio anodizado y barnizado
2 Corredera en aluminio niquelado químicamente
3 Juntas en NBR

Materiais e Componentes — PT
1 Corpo em alumínio anodizado e pintado
2 Carretel em alumínio niquelado quimicamente
3 Vedações em NBR

Tabella dei codici di ordinazione

Ordering codes
Bestellschlüssel
Code de commande
Tabla de codificación para pedidos
Tabela de codificação para compra

SERIE	Azionamento *Actuation* *Betätigung* *Actionnement* *Accionamiento* *Acionamento*	Riazionamento *Reactuation* *Rückstellung* *Rappel* *Reaccionamiento* *Retorno*	Vie *Ways* *Wege* *Voies* *Vías* *Vias*	Funzione *Function* *Funktion* *Fonction* *Función* *Funções*	Misura *Size* *Größe* *Dimension* *Medida* *Tamanho*
0 1 V	V	0	3	N C	0 2
	V = A Puntale servopilotato *Servo-piloted tappet* *Stößel mit Federrückstellung* *Poussoir à rappel par ressort* *A Puntal servopilotado* *Direto no pino (servo-pilotado)* **N =** Ad antenna servopilotata *Servo-piloted Whisker* *Antennenstabventile* *Distributeurs à antenne* *A antena servopilotada* *Por antena (servo-pilotada)*	**0 =** Monostabile con ritorno a molla *Monostable spring return* *Monostabil mit Federrückstellung* *Monostable à rappel par ressort* *Monoestable con retorno muelle* *Monoestável com retorno por mola*	**3 =** 3/2 **5 =** 5/2	**NC =** Normalmente chiusa *Normally closed* *Normalerweise geschlossen* *Normalement fermé* *Normalmente cerrada* *Normalmente fechada* **00 =** Funzione non contemplata *Function not privided* *Funktion steht nicht zur Verfügung* *Fonction non disponible* *Función no contemplada* *Função não contemplada*	**02 =** 1/8

3/2 Vie - *Ways - Wege - Voies - Vías - Vias*

MONOSTABILE CON RITORNO A MOLLA
MONOSTABLE SPRING RETURN
MONOSTABIL MIT FEDERRÜCKSTELLUNG
MONOSTABLE À RAPPEL PAR RESSORT
MONOESTABLE CON RETORNO POR MUELLE
MONOESTÁVEL COM RETORNO POR MOLA

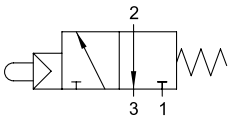

Codice *Code* *Nummer* *Code* *Código* *Código*	Vie *Ways* *Wege* *Voies* *Vías* *Vias*	Funzione *Function* *Funktion* *Fonction* *Función* *Funções*	Misura *Size* *Größe* *Dimension* *Medida* *Tamanho*	Pack.
01V V0 3 NC 02	3/2	NC	1/8	1

5/2 Vie - *Ways - Wege - Voies - Vías - Vias*

MONOSTABILE CON RITORNO A MOLLA
MONOSTABLE SPRING RETURN
MONOSTABIL MIT FEDERRÜCKSTELLUNG
MONOSTABLE À RAPPEL PAR RESSORT
MONOESTABLE CON RETORNO POR MUELLE
MONOESTÁVEL COM RETORNO POR MOLA

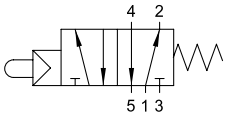

Codice *Code* *Nummer* *Code* *Código* *Código*	Vie *Ways* *Wege* *Voies* *Vías* *Vias*	Misura *Size* *Größe* *Dimension* *Medida* *Tamanho*	Pack.
01V V0 5 00 02	5/2	1/8	1

VALVOLE A PUNTALE SERVOPILOTATE
SERVO-PILOTED TAPPET VALVES
STÖSSELVENTIL MIT FEDERRÜCKSTELLUNG
DISTRIBUTEURS À COMMANDE MÉCANIQUE
VÁLVULAS A PUNTAL SERVOPILOTADAS
VÁLVULA SERVO-PILOTADA - ACIONAMENTO DIRETO NO PINO

04V 01 0 00 01

04V 06 0 00 01

IT
Le valvole servopilotate sono predisposte per gli attuatori da pannello. Per le interfacce, i pulsanti e i selettori consultare la SERIE 04V a pagina 15.59.

GB
The servo-piloted valve actuators are designed for panel mounting. For interfaces, refer to the buttons and switches in SERIES 04V página 15.59.

DE
Diese servogesteuerten Ventile sind für Schalttafelmontage vorgesehen und das passende Zubehör der SERIE 04V finden Sie ab der Seite 15.59.

FR
Ces distributeus sont conçues pour le montage en panneau et sont compatibles avec les accessoires de la SÉRIE 04V (voir pages 15.59 et suivantes).

ES
Las válvulas servopilotadas están predispuestas para los actuadores de panel. Para la interface, los pulsadores y selectores consultar la SERIE 04V en la página 15.59.

PT
As válvulas servo-pilotadas são preparadas para utilizarem os atuadores para painel. Para escolher as interfaces, os botões pulsantes ou seletores, consulte a SÉRIE 04V na página 15.59.

01V V0 3 NC 02

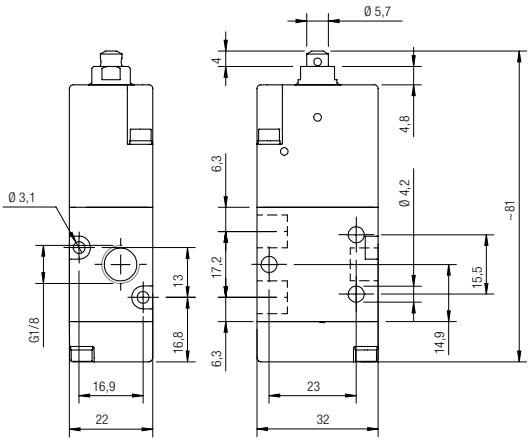

01V V0 5 00 02

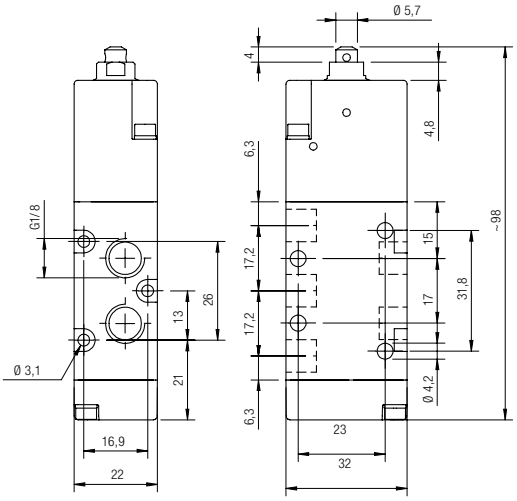

3/2 Vie - *Ways - Wege - Voies - Vías - Vias*

MONOSTABILE CON RITORNO A MOLLA
MONOSTABLE SPRING RETURN
MONOSTABIL MIT FEDERRÜCKSTELLUNG
MONOSTABLE À RAPPEL PAR RESSORT
MONOESTABLE CON RETORNO POR MUELLE
MONOESTÁVEL COM RETORNO POR MOLA

VALVOLE AD ANTENNA SERVOPILOTATA
SERVO-PILOTED WHISKER VALVES
ANTENNENVENTILE
DISTRIBUTEURS À ANTENNE
VÁLVULAS DE ANTENA SERVOPILOTADAS
VÁLVULAS DE ANTENA SERVO-PILOTADA

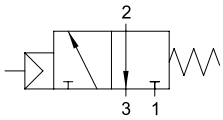

Codice *Code* *Nummer* *Code* *Código* *Código*	Vie *Ways* *Wege* *Voies* *Vías* *Vias*	Funzione *Function* *Funktion* *Fonction* *Función* *Funções*	Misura *Size* *Größe* *Dimension* *Medida* *Tamanho*	Pack.
01V N0 3 NC 02	3/2	**NC**	1/8	1

5/2 Vie - *Ways - Wege - Voies - Vías - Vias*

MONOSTABILE CON RITORNO A MOLLA
MONOSTABLE SPRING RETURN
MONOSTABIL MIT FEDERRÜCKSTELLUNG
MONOSTABLE À RAPPEL PAR RESSORT
MONOESTABLE CON RETORNO POR MUELLE
MONOESTÁVEL COM RETORNO POR MOLA

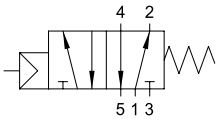

Codice *Code* *Nummer* *Code* *Código* *Código*	Vie *Ways* *Wege* *Voies* *Vías* *Vias*	Misura *Size* *Größe* *Dimension* *Medida* *Tamanho*	Pack.
01V N0 5 00 02	5/2	1/8	1

01V N0 3 NC 02

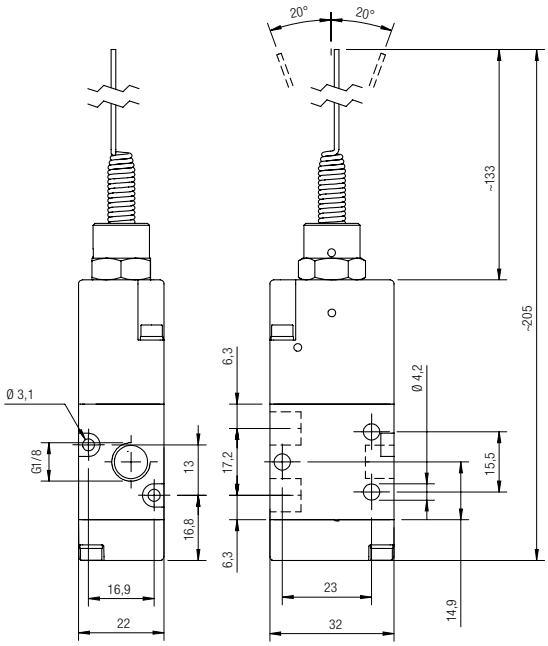

01V N0 5 00 02

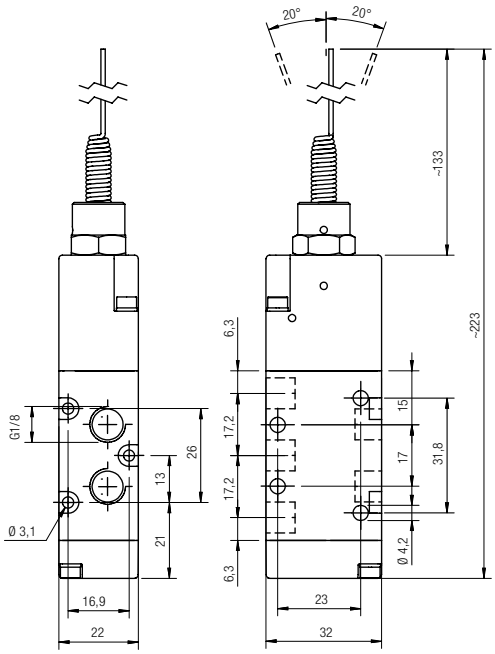

BASI MULTIPLE

MULTIPLE BASES
MEHRFACH GRUNDPLATTEN
EMBASES MULTIPLES
BASE MÚLTIPLE
BASES MÚLTIPLAS



Le basi sono fornite complete di viti e O-Ring per il fissaggio delle valvole.

The bases are supplied with screws and O-Ring for attachment of the valves.

Die Grundplatten werden mit Schrauben und O-Ringen zur Befestigung der Ventile geliefert.

Les embases sont fournies avec les vis et les joints toriques pour la fixation des distributeus.

Las bases vienen suministradas con tornillos y tóricas para el montaje.

As base são fornecidas completas com parafusos e O-Ring para fixação das válvulas.

BASI MULTIPLE PER VALVOLE 01V 1/8

MANIFOLD PLATES FOR VALVES 01V 1/8
MEHRFACH GRUNDPLATTEN 1/8
EMBASES MULTIPLES 1/8
BASE MÚLTIPLE 1/8
BASES MÚLTIPLAS 1/8

Codice *Code* *Nummer* *Code* *Código* *Código*	Vie *Ways* *Wege* *Voies* *Vías* *Vias*	L	Pack.
01V B0 0 00 02	2	75	1
01V B0 0 00 03	3	99	1
01V B0 0 00 04	4	123	1
01V B0 0 00 05	5	147	1
01V B0 0 00 06	6	171	1
01V B0 0 00 07	7	195	1
01V B0 0 00 08	8	219	1
01V B0 0 00 09	9	243	1
01V B0 0 00 10	10	267	1

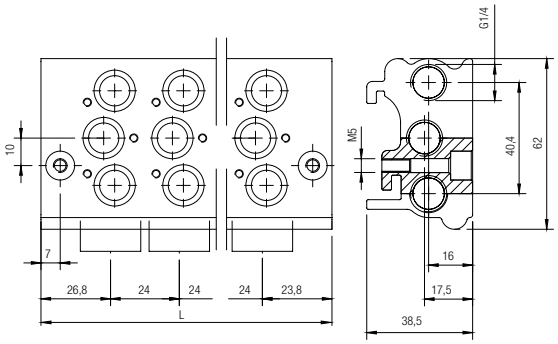

BASI MULTIPLE PER VALVOLE 01V 1/4

MANIFOLD PLATES FOR VALVES 01V 1/4
MEHRFACH GRUNDPLATTEN 1/4
EMBASES MULTIPLES 1/4
BASE MÚLTIPLE 1/4
BASES MÚLTIPLAS 1/4

Codice *Code* *Nummer* *Code* *Código* *Código*	Vie *Ways* *Wege* *Voies* *Vías* *Vias*	L	Pack.
01V B0 1 00 02	2	75	1
01V B0 1 00 03	3	99	1
01V B0 1 00 04	4	123	1
01V B0 1 00 05	5	147	1
01V B0 1 00 06	6	171	1
01V B0 1 00 07	7	195	1
01V B0 1 00 08	8	219	1
01V B0 1 00 09	9	243	1
01V B0 1 00 10	10	267	1

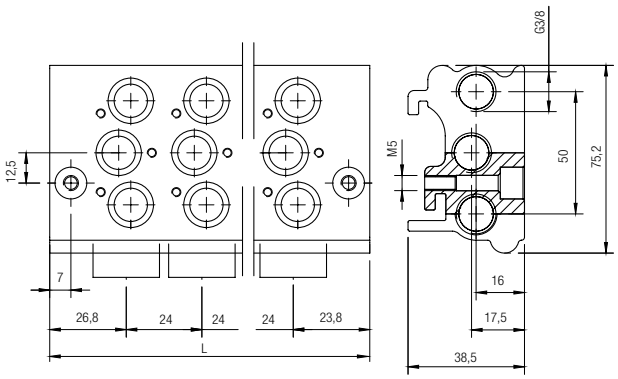

BASI MODULARI

MODULAR BASES
MODULARE GRUNDPLATTEN
EMBASES MODULAIRES
BASE MODULAR
BASES MODULARES



Tutti i moduli e accessori sono completi di viti e guarnizioni per un corretto montaggio.

All the bases are supplied with screws and seals to secure the correct assembly.

Alle Module und Zubehör werden komplett mit Schrauben und Dichtungen für eine ordnungsgemässe Montage geliefert.

Tous les modèles et les accessoires sont équipés avec des vis et des joints d'étanchéité pour une installation correcte.

Todos los módulos y accesorios se suministran con tornillos y juntas para un correcto montaje.

Todos os módulos e acessórios incluem parafusos e vedações para uma montagem correta.

TERMINALE ANTERIORE CON BASE INTEGRATA

FRONT TERMINAL-BASED INTEGRATED
FRONT-GRUNDPLATTEN
EMBASE D'EXTRÉMITÉ (ALIMENTATION)
TERMINAL ANTERIOR CON BASE INTEGRADA
TERMINAL FRONTAL COM BASE INTEGRADA

Code	Size	Pack.
01V B1 0 00 00	1/8	1
01V B1 0 00 01	1/4	1

TERMINALE POSTERIORE CON BASE INTEGRATA

REAR TERMINAL-BASED INTEGRATED
END-GRUNDPLATTEN
EMBASE D'EXTRÉMITÉ
TERMINAL POSTERIOR CON BASE INTEGRADA
TERMINAL TRASEIRO COM BASE INTEGRADA

Code	Size	Pack.
01V B2 0 00 00	1/8	1
01V B2 0 00 01	1/4	1

BASE MODULARE

MODULAR BASE
ZWISCHEN-GRUNDPLATTEN
EMBASES INTERMÉDIAIRES
BASE MODULAR
BASE MODULAR

Code	Size	Pack.
01V B3 0 00 00	1/8	1
01V B3 0 00 01	1/4	1

ALIMENTAZIONE INTERMEDIA

INTERMEDIATE POWER
ZWISCHEN-GRUNDPLATTEN FÜR DRUCKEINSPEISUNG
EMBASES INTERMÉDIAIRES D'ALIMENTATION
ALIMENTACIÓN INTERMEDIA
ALIMENTAÇÃO INTERMEDIÁRIA

Code	Size	Pack.
01V B4 0 00 00	1/8	1
01V B4 0 00 01	1/4	1

Per garantire il massimo delle prestazioni è suggerito l'utilizzo di un'alimentazione intermedia ogni 10 elettrovalvole che scaricano contemporaneamente.
To guarantee maximum performance, it is recommended to use an intermediate pneumatic supply every 10 valves in case of contemporaneous exhaust.
Um die größtmögliche Leistung zu gewährleisten, wird die Verwendung eines Zwischen-Versorgungselements alle 10 Magnetventile mit gleichzeitigem Auslass empfohlen.
Pour garantir la meilleure prestation, nous conseillons l'utilisation d'une alimentation intermédiaire tous les 10 distributeurs qui déchargent en simultané.
Para garantizar el máximo de las prestaciones se recomienda el uso de una alimentación intermedia cada 10 electroválvulas que descargan simultáneamente.
Para garantir a máxima performance do manifold, é sugerida a utilização de uma alimentação intermediária para cada grupo de 10 eletroválvulas que fazem exaustão simultâneamente.

01V B1 0 00 00

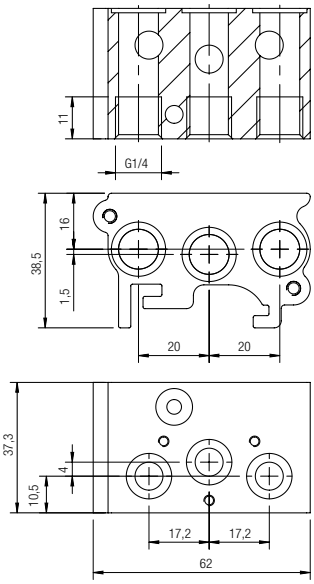

01V B1 0 00 01

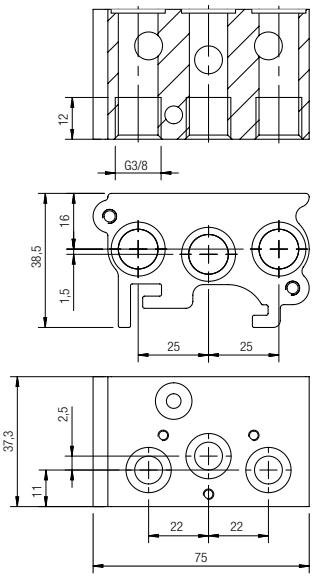

01V B2 0 00 00

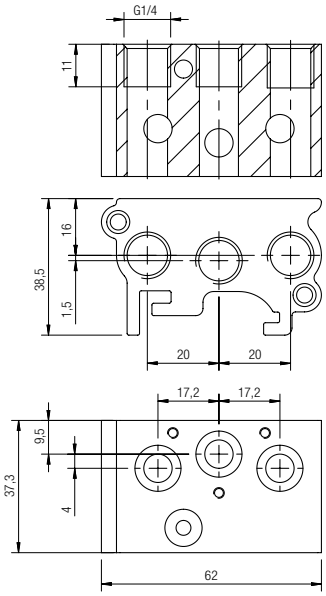

01V B2 0 00 01

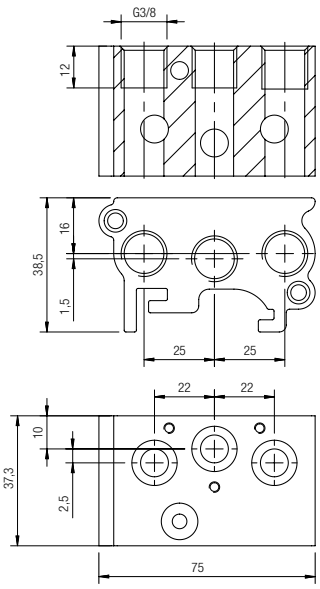

01V B3 0 00 00

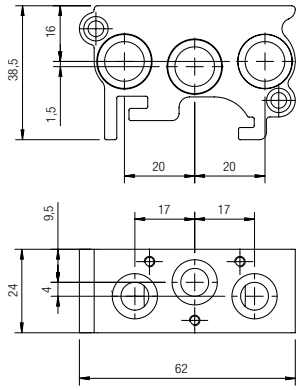

01V B3 0 00 01

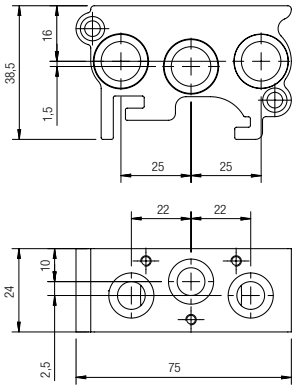

01V B4 0 00 00

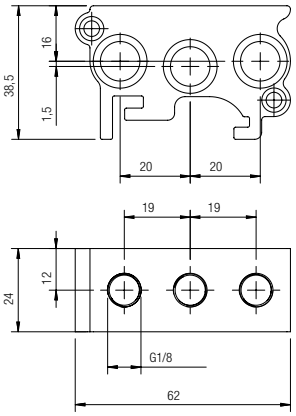

01V B4 0 00 01

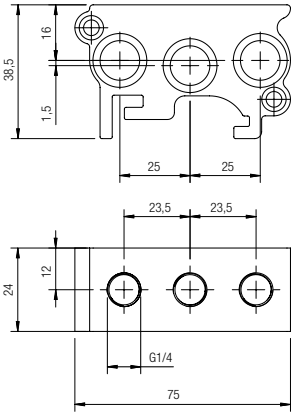

TAPPO PER ATTACCO VALVOLA A 3 VIE

PLUG FOR 3 WAY VALVE CONNECTION
VERSCHLUSSSTÜCK FÜR 3 WEGE VENTILE
OBTURATEUR POUR VANNES À 3 VOIES
TAPÓN PARA CONECTAR VÁLVULA 3 VÍAS
TAMPÃO PARA CONEXÃO (VÁLVULA DE 3 VIAS)

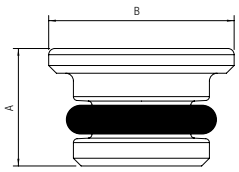

Codice *Code* *Nummer* *Code* *Código* *Código*	Misura *Size* *Größe* *Dimension* *Medida* *Tamanho*	A	B	Pack.
01V B6 0 00 00	1/8	7.5	12	1
01V B6 0 00 01	1/4	7.5	14	1

TAPPO INTERMEDIO PER BASI MODULARI

INTERMEDIATE STEPS FOR MODULAR BASE
VERSCHLUSSSTÜCK FÜR GRUNDPLATTEN
OBTURATEUR POUR EMBASES
TAPÓN INTERMEDIO PARA BASES MODULARES
TAMPÃO INTERMEDIÁRIO PARA BASES MODULARES

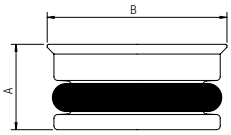

Codice *Code* *Nummer* *Code* *Código* *Código*	Misura *Size* *Größe* *Dimension* *Medida* *Tamanho*	A	B	Pack.
01V B8 0 00 00	1/8	7.5	12	1
01V B8 0 00 01	1/4	7.5	14	1

PIASTRINA DI COPERTURA

COVER PLATE
ABDECKPLATTE
PLAQUE DE COUVERTURE
PLACA DE CIERRE
PLACA CEGA

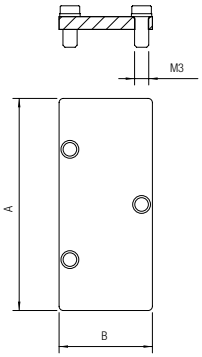

Codice *Code* *Nummer* *Code* *Código* *Código*	Misura *Size* *Größe* *Dimension* *Medida* *Tamanho*	A	B	Pack.
01V B9 0 00 00	1/8	50	22	1
01V B9 0 00 01	1/4	62	22	1

STAFFA DI FISSAGGIO PER BARRA OMEGA

OMEGA BAR BRACKET
FIXIERUNGSBÜGEL FÜR DIN-SCHIENE OMEGA
ÉTRIER DE FIXATION POUR RAIL DIN OMEGA
SOPORTE DE FIJACIÓN CON BARRA OMEGA
SUPORTE DE FIXAÇÃO COM BARRA TIPO ÔMEGA

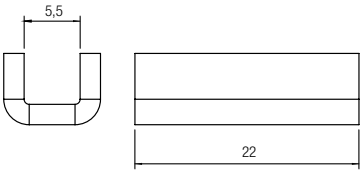

Codice *Code* *Nummer* *Code* *Código* *Código*	Misura *Size* *Größe* *Dimension* *Medida* *Tamanho*	Pack.
01V B7 0 00 00	1/8 - 1/4	2

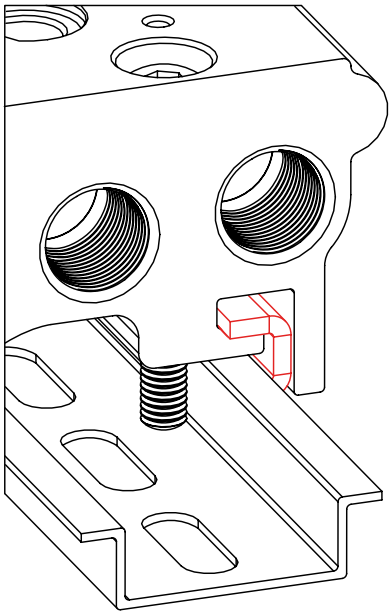

CARATTERISTICHE TECNICHE *TECHNICAL CHARACTERISTICS* *TECHNISCHE ANGABEN* *CARACTÉRISTIQUES TECHNIQUES* *CARACTERÍSTICAS TÉCNICAS* *CARACTERÍSTICAS TÉCNICAS*	
TIPO DI FISSAGGIO *TYPE OF MOUNTING* *BEFESTIGUNGSART* *TYPE DE MONTAGE* *TIPO DE FIJACIÓN* *TIPO DE FIXAÇÃO*	**VITE** *SCREW* *SCHRAUBEN* *VIS* *TORNILLOS* *PARAFUSOS*
CON BARRA OMEGA EN 50222 DI SPESSORE - 15 mm *WITH EN 50222 OMEGA BAR THICKNESS 15 mm* *MIT DIN-SCHIENE OMEGA EN 50222 -15 mm* *AVEC RAIL DIN OMEGA EN 50222 -15 mm* *CON BARRA OMEGA EN 50222 DI ESPESOR - 15 mm* *COM BARRA OMEGA EN 50222 DE ESPESURA - 15 mm*	**M5 x 40**
CON BARRA OMEGA EN 50222 DI SPESSORE - 7.5 mm *WITH EN 50222 OMEGA BAR THICKNESS - 7.5 mm* *MIT DIN-SCHIENE OMEGA EN 50222 - 7.5 mm* *AVEC RAIL DIN OMEGA EN 50222 - 7.5 mm* *CON BARRA OMEGA EN 50222 DI ESPESOR - 7.5 mm* *COM BARRA OMEGA EN 50222 DE ESPESSURA - 7.5 mm*	**M5 x 35**
DIRETTO SUL BASAMENTO *DIRECT ON BASE* *DIREKT AUF DER GRUNDLAGE* *DIRECT SUR LA BASE* *DIRECTO A LA BASE* *DIRETO NA BASE*	**M4 x 40**

TECHNICKÁ INŠPEKCIA, a.s.
SLOVENSKÁ REPUBLIKA
CEOC INTERNATIONAL

ACKNOWLEDGEMENT OF RECEIPT
no. 1175/5/2015

Technická inšpekcia, a. s.,
Trnavská cesta 56, 821 01 Bratislava
Notified body: 1354,

confirms, that Technical File Documentation

prepared by

Aignep S.p.A.
Via Don G. Bazzoli 34, 25070 Bione (BS), Italy

has been received and stored according to the Directive 94/9/EC (ATEX) on equipment and protective systems intended for use in potentially explosive atmospheres

Scope of Ex Equipment:

Pneumatic, manual puller/lever and servo-piloted valves, with related accessories Models 01VP, 01VT, 01VL, 01VV, 01VN, 01VBxx, 08VP.
Solenoid assisted and pilot valves, single or multiple solenoid valves on manifold with manual override and individual or multiple bases for miniature ones Models 01VA, 01VS, 07VS, 07VB, 08VS

Classification: Ex II 2 GD c T6 -10°C<Tamb<60°C

Technical File Documentation

Doc. no.	Issue
Technical Book according to 94/9/EC	20/3/2015 Rev.0

Technical documentation will be stored for 10 years until July 22th, 2025.

Bratislava, July 22th, 2015

On behalf of Technická inšpekcia, a.s.
Ing. Dušan Koniečný
General Director

TI NB 1354 TECHNICKÁ INŠPEKCIA SLOVENSKÁ REPUBLIKA

301018
PDOKA1-41

ISTRUZIONI E CERTIFICATO CONSULTARE:
SEE INSTRUCTIONS AND CERTIFICATE AT:
FÜR ANLEITUNGEN UND ZERTIFIKAT BESUCHEN SIE:
POUR INSTRUCTIONS ET CERTIFICAT VISITER:
INSTRUCCIONES Y CERTIFICADO CONSULTAR:
INSTRUÇÕES E CERTIFICADO, CONSULTAR:

www.aignep.com

Direttiva 2014/34/UE (ATEX) — IT

Le valvole ed i relativi accessori modelli 01VP - 01VT 01VL - 01VV - 01VN - 01VB - 01VA - 01VS - 07VS 07VB - 08VS - 08VP presentano le seguenti caratteristiche:

II 2 GD c T6 -10°C<Tamb<60°C

II 2 GD: apparecchiatura per impianti di superficie (**II** = apparecchiature da non utilizzare in miniere) con presenza di gas, vapori o polveri, di categoria 2 (attrezzatura con un livello di sicurezza elevato in quanto non presenta pericoli di esplosione anche in presenza di un guasto prevedibile; può essere impiegata in aree con probabilità di presenza di atmosfere esplosive).

c: l'attrezzatura è costruttivamente sicura

T6 -10°C<Tamb<60°C: classe di temperatura superficiale e marcatura supplementare per *T ambiente* di utilizzo.

Directive 2014/34/UE (ATEX) — GB

The valves and accessories of the series 01VP - 01VT 01VL - 01VV - 01VN - 01VB - 08VP - 01VA - 01VS - 07VS 07VB - 08VS - 08VP show the following features:

II 2 GD c T6 -10°C<Tamb<60°C

II 2 GD: *Device for surface installations (II = do not use device in mining) with presence of gas, vapors of powders of category 2 (equipment with high safety factor since it excludes danger of explosion, even in case of damage; it can be used in areas with possible explosive environments).*

c: *Devices are constructively safe*

T6 - 10°C<Tamb<60°C: *Surface temperature class and additional marking for T usage environment.*

ATEX Richtlinie 2014/34/UE — DE

Die Ventile und Zubehör der Serie 01VP - 01VT 01VL - 01VV - 01VN - 01VB - 08VP - 01VA - 01VS - 07VS 07 VB - 08VS - 08VP zeigen die folgenden Funktionen:

II 2 GD c T6 -10 ° C <Tamb <60°C

II 2 GD: *Gerät für die Oberflächenanlagen (II = Gerät nicht im Bergbau verwenden) mit Vorhandensein von Gas, Pulverdämpfen der Kategorie 2 (Geräte mit hohem Sicherheitsfaktor , da sie Explosionsgefahr ausschliessen, auch im Falle eines Schadens; sie können in Gebieten mit möglichen explosiven Umgebungen verwendet werden).*

c: *Die Geräte sind konstruktiv sicher*

T6 - 10 ° C <Tamb <60°C: *Oberflächentemperaturklasse und zusätzliche Kennzeichnung für T Nutzungsumgebung .*

Directive 2014/34/UE (ATEX) — FR

Distributeurs et accessoires connexes modèles 01VP 01VT - 01VL - 01VV - 01VN - 01VB - 08VP - 01VA - 01V 07VS 07VB - 08VS - 08VP ont les caractéristiques suivantes:

II 2 GD c T6 -10°C<Tamb <60°C

II 2 GD: *équipements pour les installations en surface (II = ne doit pas être utilisé dans les mines) avec la présence de gaz, vapeurs ou poussières, catégorie 2 (équipement avec un niveau élevé de sécurité, car il ne présente pas de danger d'explosion, même en présence d'un incident prévisible; peut être utilisé dans des zones avec une probabilité d'atmosphères explosives).*

c: *Les dispositifs sont sûrs de manière constructive*

T6 -10°C<Tamb<60°C: *classe de température et marquage supplémentaire par un T suivant l'environnement*

Directiva 2014/34/UE (ATEX) — ES

Las válvulas y sus accesorios relacionados modelos 01VP 01VT – 01VL – 01VV – 01VN – 01VB – 08VP – 01VA 01VS – 07VS – 08VS - 08VP presentan las siguientes características:

II 2 GD c T6 -10°C<Tamb<60°C

II 2 GD: *Equipos para instalaciones de superficie (II = Equipos de no utilizar en minas) con presencia de gas, vapores o polvo, de categoría 2 (Equipos con un nivel de seguridad elevado en cuando no presentan peligro de explosión y en presencia de un fracaso previsible; pueden ser utilizadas en áreas con probabilidad de presencia de atmosferas explosivas).*

c: *El equipo es constructivamente seguro*

T6 – 10ºC<Tamb<60°C: *clase de temperatura superficial y marcado suplementario para T ambiente de utilización.*

Diretiva 2014/34/UE (ATEX) — PT

As válvulas e os relativos acessórios dos modelos 01VP – 01VT – 01VV -01VN – 01VB – 08VP – 01VA – 01VS – 07VS – 07VB - 08VS - 08VP apresentam as seguintes caractrerísticas:

II 2 GD c T6 -10ºC<Tamb<60°C

II 2 GD: *equipamento para aplicação em superfície (II = equipamento que não deve ser aplicado em minas) com presença de gás, vapores ou pós, de categoria 2 (equipamento com um elevado nível de segurança, pois não apresenta qualquer perigo de explosão, mesmo na presença de uma falha previsível; pode ser usado em áreas com probabilidade de atmosferas explosivas).*

c: *o equipamento é estruturalmente seguro*

T6 -10°C<Tamb<60°C: *classe de temperatura de superfície e marcações suplementares para a temperatura ambiente de funcionamento.*

AIGNEP SPA
Via Don G. Bazzoli - 34
25070 Bione (BS)
ITALY

T: +39 0365 896626
F: +39 0365 896561

aignep.it@aignep.com

AIGNEP USA LLC
7121 Loblolly Pine Blvd
Fairview, TN 37062
U.S.A.

T: +1 615 771 6650
F: +1 615 771 0926

aignep.usa@aignep.com

AIGNEP LATAM
Sede:
Calle 15 N 27-78 Local 2
Sec. Paloquemao - 111411
Bogota
COLOMBIA

T: +57 1 37 52 50 1
T: +57 1 37 52 50 8

Sucursal:
Calle 6 SUR 52-80 Local 19
Cc. El Rodeo - 0520024 Medellìn
COLOMBIA

T: +57 4 58 70 90 1

aignep.latam@aignep.com

AIGNEP IBERICA SA
Pol. Ind. el Tortuguer "Can Prat"
Naves 23 y 24 08691
Monistrol de Montserrat - Barcelona
SPAIN

T: +34 93 828 47 36
F: +34 93 828 44 32

aignep.es@aignep.com

AIGNEP AG
Industriestrasse 22A
2545 Selzach
SWITZERLAND

T: +41 32 342 09 09
F: +41 32 342 09 11

aignep.ch@aignep.com

AIGNEP DO BRASIL COMERCIO DE COMPONENTES PARA AUTOMAÇÃO LTDA
Rua Campos Mello, 185
Vila Mathias - 11015-011 - Santos/SP
BRASIL

T: +55 13 2138 4049
F: +55 13 2138 4052

aignep.br@aignep.com

AIGNEP FRANCE SARL
2, Avenue des Amèthystes
44338 Nantes Cedex 3
FRANCE

T: +33 02 72 24 26 50
F: +33 02 72 24 26 51

aignep.fr@aignep.com

AIGNEP (Wuxi) FLUID TECHNOLOGY CO., LT D.
NO 8, Yanggong Road, Nanhu Main Road
Wuxi, Jiangsu.
CHINA

T: 0510-8544 1923
F: 0510-8540 0223

aignep.cn@aignep.com

www.aignep.com

Aignep si riserva il diritto di variare modelli e ingombri senza preavviso.
Aignep reserves the right to vary models and dimensions without notice.
Aignep behält sich das Recht vor, Daten ohne Ankündigung zu ändern.
Aignep se réserve le droit de modifier les données sans préavis.
Aignep se reserva el derecho de modificar modelos y dimensiones sin previo aviso.
Aignep reserva-se o direito de alterar os modelos e dimensões sem prévio aviso.

Aggiornamento - *Updated - Stand - Mise à jour - Actualización - Atualização:* 11/2018