Prese ad Innesto Rapido - *Quick Couplings - Schnellverschluss Kupplungen*
Coupleurs Automatiques - Enchufes Rápidos - Conexões de Engate Rápido

SERIE UNI ISO 6150 A-6

Serie 100
Pag. 15.7 - 15.10

SERIE MIGNON

Serie 110
Pag. 15.11 - 15.16

SERIE UNI ISO 6150 B-12

Serie 120
Pag. 15.17 - 15.22

ITALIAN PROFILE

Serie 120
Pag. 15.23 - 15.28

SERIE UNI ISO 6150 B-15

Serie 130
Pag. 15.29 - 15.33

SERIE UNI ISO 6150 C-10

Serie 140
Pag. 15.34 - 15.39

EUROPEAN PROFILE

Serie 160
Pag. 15.40 - 15.45

SWISS PROFILE

Serie 170
Pag. 15.46 - 15.50

MIGNON PROFILE

Serie 180
Pag. 15.51 - 15.54

MULTISOCKET

Serie 190 - 63190
Pag. 15.55 - 15.61

JAPANESE PROFILE

Serie 400
Pag.15.62 - 15.64

MINI DN 2,7

Serie 700
Pag. 15.65 - 15.67

SERIE UNI ISO 6150 B-17

Serie 710
Pag. 15.68 - 15.70

B-SOCKET EUROPEAN

Serie 720
Pag. 15.71 - 15.74

EUROPEAN PROFILE **New**

Serie 730
Pag. 15.75 - 15.80

EUROPEAN PROFILE **New**

Serie 740
Pag. 15.81 - 15.83

Prese di Sicurezza ad Innesto Rapido - *Safety Quick Couplings - Kupplungen Sicherheit - Coupleurs de Sécurité*
Enchufes de Seguridad - Conexões de Segurança

SERIE UNI ISO 6150 B-12

Serie 620
Pag. 15.87 - 15.88

ITALIAN PROFILE

Serie 650
Pag. 15.89 - 15.90

EUROPEAN PROFILE

Serie 660
Pag. 15.91 - 15.92

SWISS PROFILE

Serie 670
Pag. 15.93 - 15.94

SERIE UNI ISO 6150 B-12 **New**

Serie 0B120
Pag. 15.97 - 15.99

SERIE UNI ISO 6150 C-10 **New**

Serie 0B140
Pag. 15.100 - 15.102

Giunti ad Innesto Rapido per Raffreddamento Stampi - *Quick Couplings for Molding Cooling - Schnellkupplungen Für Spritzgussanwendungen*
Coupleurs pour Moules D'injection - Enchufes Rápidos para Refrigeración de Moldes - Conexões de Engate Rápido para Resfriamento de Moldes

FRENCH PROFILE DN 8 - DN 12

Series 410 - 420 - 510 - 520
Pag. 15.104 - 15.110

INTERNATIONAL PROFILE DN 6 - DN 9

Series 430 - 440 - 530 - 540
Pag. 15.112 - 15.119

EUROPEAN PROFILE DN 6 - DN 9

Series 460 - 470 - 560 - 570
Pag. 15.120 - 15.127

Pistole di Soffiaggio - *Blow Guns - Blaspistolen - Soufflettes - Pistolas Sopladoras - Pistola de Ar*

Series 360
Pag. 15.129 - 15.130

Series 300
Pag. 15.131 - 15.133

Spare Parts
Pag. 15.134

Series 340
Pag. 15.135 - 15.136

Aignep si riserva il diritto di variare modelli e ingombri senza preavviso - *Aignep reserves the right to vary models and dimensions without notice - Aignep behält sich das Recht vor, Daten ohne Ankündigung zu ändern*
Aignep se réserve le droit de modifier les données sans préavis - Aignep se reserva el derecho de modificar modelos y dimensiones sin previo aviso - Aignep reserva-se o direito de alterar os modelos e dimensões sem prévio aviso

AIGNEP

GIUNTI AD INNESTO RAPIDO E PISTOLE AD ARIA

AUTOMATIC QUICK COUPLINGS AND BLOW GUNS

SCHNELLVERSCHLUSS-KUPPLUNGEN UND BLASPISTOLEN

COUPLEURS AUTOMATIQUES ET SOUFFLETTES

ENCHUFES RÁPIDOS Y PISTOLAS DE AIRE

CONEXÕES DE ENGATE RÁPIDO E PISTOLAS DE AR

Serie Quick Couplings

PLUG PROFILE 1:1		STANDARD	SINGLE SHUT OFF	DOUBLE SHUT OFF	STANDARD	MULTI	SAFETY	INOX	DOUBLE SHUT OFF
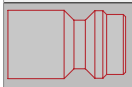	DN 5	MIGNON	210 Pag. 15.11	280 Pag. 15.51	110 Pag. 15.11				180 Pag. 15.51
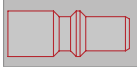	DN 2.5	UNI-ISO 6150-A6	200 Pag. 15.7		100 Pag. 15.7				
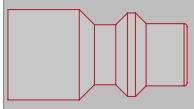	DN 5.5	UNI-ISO 6150-B12 INDUSTRIAL 1/4	220 Pag. 15.17		120 Pag. 15.17	190 Pag. 15.55	620 Pag. 15.87 / 0B120 Pag. 15.97		
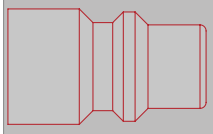	DN 9	UNI-ISO 6150-B15 INDUSTRIAL 3/8	230 Pag. 15.29		130 Pag. 15.29	720 Pag. 15.71			
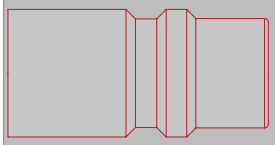	DN 12	UNI-ISO 6150-B17 INDUSTRIAL1/2	810 Pag. 15.68		710 Pag. 15.68				
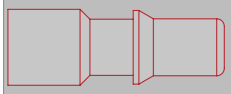	DN 5.5	UNI-ISO 6150-C10	240 Pag. 15.34		140 Pag. 15.34		0B140 Pag. 15.100		
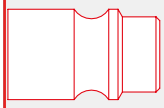	DN 7.5 - 7.8	EUROPEAN	260 Pag.15.40 63260 Pag.15.59	840 Pag. 15.81	160 Pag.15.40 / 730 Pag. 15.75	190 Pag. 15.55	660 Pag. 15.91	63190 Pag. 15.59	740 Pag. 15.81
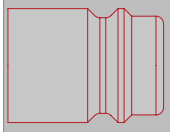	DN 10	EUROPEAN DN 10	820 Pag. 15.71		720 Pag. 15.71				
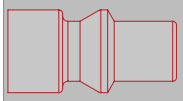	DN 5.5	SWISS	270 Pag. 15.46		170 Pag. 15.46	190 Pag. 15.55	670 Pag. 15.93		
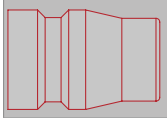	DN 7.5	JAPANESE	500 Pag. 15.62		400 Pag. 15.62				
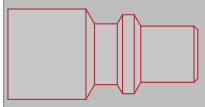	DN 5	ITALIAN	250 Pag. 15.23		120 Pag. 15.23	190 Pag. 15.55	650 Pag. 15.89		
	DN 2.7	MINI	800 Pag. 15.65		700 Pag. 15.65				
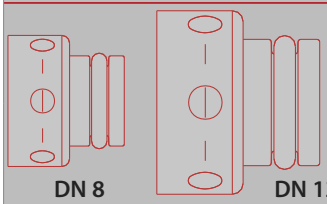 DN 8 DN 12		FRENCH	510 Pag. 15.106		410 Pag. 15.106				
		FRENCH	520 Pag. 15.109		420 Pag. 15.109				
	DN 6	INTERNATIONAL	530 Pag. 15.114		430 Pag. 15.114				
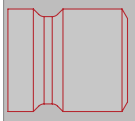	DN 9	INTERNATIONAL	540 Pag. 15.117		440 Pag. 15.117				
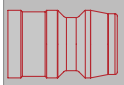	DN 6	EUROPEAN	560 Pag. 15.122		460 Pag. 15.122				
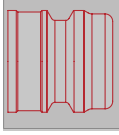	DN 9	EUROPEAN	570 Pag. 15.125		470 Pag. 15.125				

AIR

WATER /OIL

INTERCAMBIABILITÀ - *INTERCHANGE - AUSTAUSCHBARKEIT - INTERCHANGEABILITÉ - INTERCAMBIABILIDAD - INTERCAMBIABILIDADE*

RECTUS/LEGRIS PARKER 21/90	CAMOZZI 5050 - 5150	CEJN 220		FESTO KD - KS 3	
RECTUS/PARKER 21/90	CAMOZZI 5050 - 5150	CEJN 200			
				FESTO KD - KS 2	
RECTUS/LEGRIS 23/24 PARKER 20/30 - 1/4 TEMA 1400	HANSEN 3000	CEJN 310	INDUSTRIAL 1/4	GROMELLE 600	US - MIL SPEC C-4109
RECTUS/LEGRIS 30 PARKER 30 - 3/8	HANSEN 4000	CEJN 430	INDUSTRIAL 3/8	GROMELLE 900	US - MIL SPEC C-4109
RECTUS 37	HANSEN 5000	CEJN 550		GROMELLE 1300	US - MIL SPEC C-4109
RECTUS/LEGRIS 18					
RECTUS/LEGRIS 25/26/1600/1625 TEMA 1600	CAMOZZI 5080 - 5180	CEJN 320		FESTO KD - KS 6 KD - KS 4	
RECTUS/LEGRIS 27		CEJN 410			
RECTUS/LEGRIS 14/22 PARKER 50	HANSEN 210	CEJN 300		ARO 210	
RECTUS/LEGRIS 13	SMC KK130	CEJN 315	NITTO KOHKI 200		
RECTUS/LEGRIS PARKER 20/91				FESTO KD - KS 2	
RECTUS 608					
RECTUS 612					
RECTUS 86	DME 1/4				
RECTUS 87	DME 3/8				
RECTUS 10	HASCO Z80/811HT/9 [Øe 9]	CEJN 220 - 221 - 225			
RECTUS 11	HASCO Z80/811HT/13 [Øe 13.5]				

AIR

WATER / OIL

AIGNEP

IT

La gamma dei giunti ad innesto rapidi Aignep permette una risposta adeguata ai molteplici bisogni dei nostri clienti. Le differenti applicazioni, le prestazioni e l'affidabilità, sono i vantaggi dati dall'insieme di questa importantissima gamma.

A semplice o doppia intercettazione in ottone nichelato, in acciaio inox, conformi alle principali norme di riferimento possono essere utilizzati per veicolare molteplici fluidi.

A completamento pistole di soffiaggio.

GB

Aignep range of quick couplings is able to satisfy multiple needs of our customers.

Wide variety of models: single & double shut-off, multisocket, safety.

The most popular profiles and nominal diameters available in nickel-plated brass and stainless steel.

For compressed air and for moulding injection cooling system.

To complete the line a wide range of air blow guns.

DE

Die Schnellverschlusskupplungs-Serie von Aignep antwortet auf die vielfältigen Bedürfnisse unserer Kunden. Zahlreiche verschiedene Modelle: Einzel- und Doppelabsperrung , Mehrfachstecker, Sicherheitskupplungen.

Die beliebtesten Profile und Nennweiten sind aus vernickeltem Messing und Edelstahl verfügbar.

Für Druckluft und für Spritzguss-Kühlsysteme. zu formen. Zur Vervollständigung der Serie eine große Auswahl an Blaspistolen.

Principali vantaggi

- **Passaggi da DN 2,5 a 12 mm**
- **Profili normalizzati**
- **Gamme Multipresa**
- **Montaggio con una sola mano**
- **Leggerezza ed ingombro ridotto**
- **Versioni di sicurezza**
- **Raffreddamento stampi normalizzati**
- **Silicon Free**

Main advantages

- *DN 2,5 - 12 mm*
- *Standard profiles*
- *Multisocket*
- *Single handed operation*
- *Light and compact*
- *Safety version*
- *Moulding couplers*
- *Silicon Free*

Hauptvorteile

- *DN 2,5 – 12 mm*
- *Standard Profile*
- *Mehrfachstecker*
- *Einhändige Bedienung*
- *Leicht und kompakt*
- *Sicherheits Versionen*
- *Spritzwerkzeug-Kühlung*
- *Silikonfrei*

Applicazioni

- **Impianti Aria Compressa e Strumenti**
- **Automazione Pneumatica e Fluidica**
- **Food & Beverage**
- **Life & Sciences**
- **Raffreddamento stampi**
- **Gas inerti, versioni per vuoto**

Applications

- *Compressed Air & Tools*
- *Pneumatic & Fluidtechnology*
- *Food & Beverage*
- *Life & Sciences*
- *Cooling System*
- *Inert Gases, Vacuum*

Anwendungen

- *Druckluft & Werkzeuge*
- *Pneumatik und Fluidtechnik*
- *Lebensmittel & Getränke*
- *Life Science*
- *Kühlsysteme*
- *Inertgase, Vakuum*

FR

Les coupleurs rapides Aignep répondent à de nombreuses utilisations. Grande variété de modèles en version simple et double obturation, multiprise, de sécurité. Les profils et les diamètres nominaux les plus courants sont disponibles en laiton nickelé et acier inoxydable 316L.

Pour air comprimé et tous fluides industriels ainsi qu'une gamme dédiée pour le refroidissement des moules dans l'injection plastique.Une large gamme de soufflettes vient compléter notre offre.

Principaux avantages

- *DN 2,5 - 12 mm*
- *Profils standards*
- *Multisocket*
- *Opération d'une seule main*
- *Léger et compact*
- *Version de sécurité*
- *Coupleurs pour moule*
- *Sans silicone*

Applications

- *Air comprimé*
- *Outillage pneumatique*
- *Agro alimentaire*
- *Sciences de la vie*
- *Système de refroidissement*
- *Gaz neutres, vide*

ES

La gama de enchufes rápidos Aignep permite una respuesta adecuada a las múltiples necesidades de nuestros clientes. Las diferentes aplicaciones, las prestaciones y la fiabilidad, son las ventajas que ofrece esta importantísima gama.

A simple y doble obturación en latón niquelado, acero inox, conforme a las principales normas de referencia pueden ser utilizados para vehicular múltiples fluidos. Completan esta gama las pistolas de soplado.

Principales ventajas

- *Pasos de DN 2,5 a 12 mm*
- *Perfiles normalizados*
- *Gama Multipresa*
- *Montaje con una sola mano*
- *Ligereza y reducidas dimensiones*
- *Versión de seguridad*
- *Refrigeración de moldes normalizados*
- *Libres de silicona*

Aplicaciones

- *Instalaciones de aire comprimido y herramientas*
- *Automatización neumática y fluídica*
- *Alimentos y bebidas*
- *Life & Science*
- *Refrigeración de moldes*
- *Gases inertes, versiones para vacío*

PT

A linha de engates rápidos Aignep pode satisfazer as diferentes necessidades dos consumidores. Ampla gama: fechamento simples ou duplo, multisocket, segurança.

Os itens mais populares e diâmetros nominais estão disponíveis em latão niquelado ou aço inox.

A linha é adequada para ar comprimido e resfriamento de moldagem.

Completam a lihna as pistolas de ar.

Pricipais Vantagens

- *DN 2,5 – 12 mm*
- *Perfil-padrão*
- *Multisocket*
- *Instalação fácil - com uma só mão*
- *Leve e compacta*
- *Engate de Segurança*
- *Engates Resfriamento*
- *Livre de silicone*

Aplicação

- *Ar Comprimido & Ferramentas*
- *Pneumática & Tecnologia de Fluidos*
- *Alimentos e bebidas*
- *Life & Sciences*
- *Sistemas de Resfriamento*
- *Gases Inertes, Vácuo*

New

SERIE 730 EUROPEAN PROFILE

TOP FLOW

ENERGY SAVING

+25% DI FLUSSO (2550 Nl/min)
+25% FLOW RATE (2550 Nl/min)
+25% DURCHFLUSSWERTE (2550 Nl/min)
+25% DÉBIT (2550 Nl/min)
+25% CAUDAL DE FLUJO (2550 Nl/min)
+25% VAZÃO (2550 Nl/min)

FLUSSO IN ENTRAMBE LE DIREZIONI
BI-DIRECTIONAL FLOW
BI-DIREKTIONAL DURCHFLUSS
BI-DIRECTIONNEL DÉBIT
BIDIRECCIONAL FLUJO
BI-DIRECIONAL VAZÃO

UTILIZZABILE CON VUOTO
USABLE WITH VACUUM
VERWENDBAR MIT VAKUUM
UTILISABLE AVEC LE VACUUM
UTILIZABLE CON VACÍO
UTILIZÁVEL COM VÁCUO

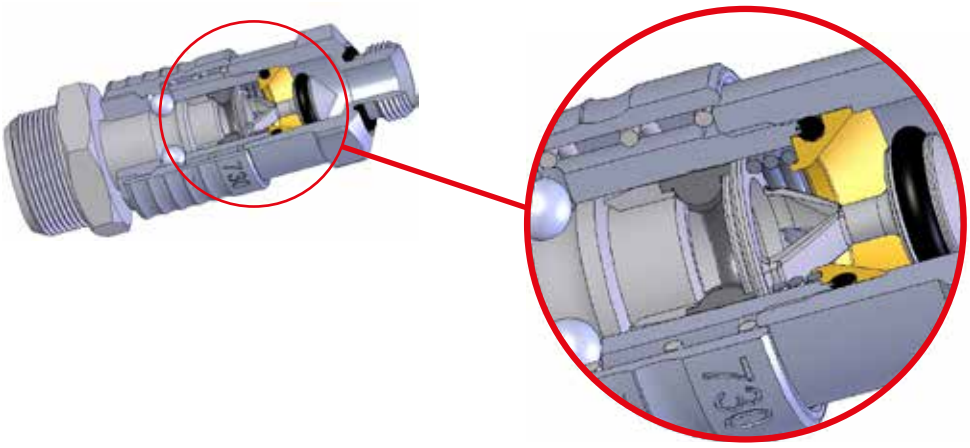

CARATTERISTICHE TECNICHE
TECHNICAL CHARACTERISTICS
TECHNISCHE ANGABEN
CARACTÉRISTIQUES TECHNIQUES
CARACTERÍSTICAS TÉCNICAS
CARACTERÍSTICAS TÉCNICAS

Norma di Riferimento
Reference standard
Entspricht der Norm
Norme de référence
Normativa de referencia
Norma de referência

1907/2006 REACH
2011/65/CE RoHS
PED 2014/68/UE
SILICON FREE

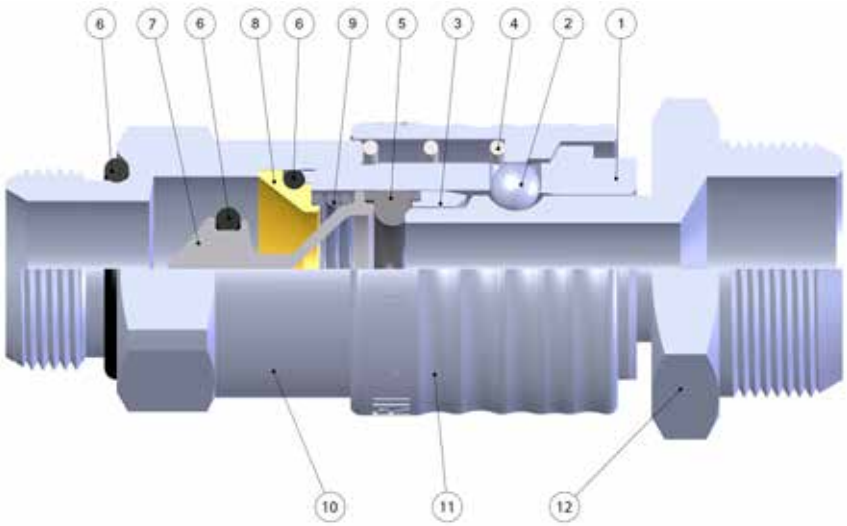

FKM A RICHIESTA
IF REQUESTED FKM
FKM AUF ANFRAGE
FKM SUR DEMANDE
FKM BAJO DEMANDA
FKM SOB ENCOMENDA

DN
7.5 - 7.8 mm

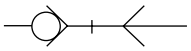

EUROPEAN

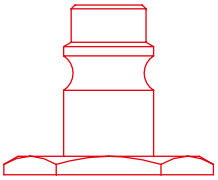

1:1

Materiali e Componenti (IT)

1 Corpo in Ottone Nichelato
2 Sfera in Acciaio AISI 420
3 Anello Guida Innesto in Ottone Nichelato
4 Molla Ghiera in Acciaio AISI 302
5 Guarnizione Innesto Sagomata in NBR
6 Guarnizione O-Ring in NBR
7 Otturatore in Zamak Nichelato
8 Anello in Ottone Nichelato
9 Molla Otturatore in Acciaio AISI 302
10 Attacco Terminale in Ottone Nichelato
11 Ghiera in Ottone Nichelato
12 Innesto in Ottone Nichelato

Component Parts and Materials (GB)

1 Nickel-Plated Brass Body
2 Stainless Steel AISI 420 Balls
3 Nickel-Plated Brass Guide Ring Coupling
4 Stainless Steel AISI 302 Ring Nut Spring
5 NBR Plug Molded Seals
6 NBR O-Ring Seals
7 Nickel-Plated Zamak Shutter
8 Nickel-Plated Brass Ring
9 Stainless Steel AISI 302 Shutter Spring
10 Nickel-Plated Brass Coupling Back Part
11 Nickel-Plated Brass Sleeve
12 Nickel-Plated Brass Plug Outline

Komponenten und Materialien (DE)

1 Körper Messing Vernickelt
2 Kugel Edelstahl AISI 420
3 Stecker Führungsring Messing Vernickelt
4 Entriegelungsfeder Edelstahl AISI 302
5 O-Ring NBR
6 O-Ring NBR
7 Verschluss Zamak Vernickelt
8 Ring Messing Vernickelt
9 Verschlussfeder Edelstahl AISI 302
10 Einschraubkörper Messing Vernickelt
11 Entriegelungshülse Messing Vernickelt
12 Stecker Messing Vernickelt

Matériaux et Composants (FR)

1 Corps: Laiton Nickelé
2 Bille: Acier Inoxydable AISI 420
3 Bague de Guidage: Laiton Nickelé
4 Ressort de Bague: Acier Inoxydable AISI 302
5 Joint Torique en NBR
6 Joint Torique en NBR
7 Clapet: Zamak Nickelé
8 Bague en Laiton Nickelé
9 Ressort de Clapet: Acier Inoxydable AISI 302
10 Corps: Laiton Nickelé
11 Bague: Laiton Nickelé
12 Embout: Laiton Nickelé

Materiales y Componentes (ES)

1 Cuerpo en latón niquelado
2 Esfera en acero AISI 420
3 Anillo guía enchufe en latón niquelado
4 Muelle tuerca en acero AISI 302
5 Tapón obturador sagomata NBR
6 Junta tórica en NBR
7 Obturador en zamak niquelado
8 Anillo en latón niquelado
9 Muelle obturador en acero AISI 302
10 Terminal de conexión en latón niquelado
11 Tuerca en latón niquelado
12 Enchufe en latón niquelado

Materiais e Componentes (PT)

1 Corpo en Latão Niquelado
2 Esfera em aço AISI 420
3 Anel guia do plug em latão niquelado
4 Mola da porca em aço AISI 302
5 Vedações em NBR moldada para plug
6 Vedaçao O-Ring em NBR
7 Obturador em zamak niquelado
8 Anel em latão niquelado
9 Mola do obturador em aço AISI 302
10 Conexão terminal em latão niquelado
11 Porca em latão niquelado
12 Plug em latão niquelado

Bar

Pressione d'esercizio
Working Pressures
Betriebsdruck
Pression de service
Presión de Ejercicio
Pressão de Trabalho

-0,99 bar
16 bar

Max pressione statica (no pulsazioni)
Maximum static pressure (no pulsations)
Maximaler statischer Betriebsdruck (ohne pulsations)
Pression statique maximale (sans pulsation)
Presión estática máxima (sin pulsaciones)
Pressão estática máxima (sem pulsações)

35 bar

Temperature
Temperatures
Temperatur
Températures
Temperaturas
Temperaturas

- 20 °C
+ 80 °C

FKM

- 10 °C
+ 200 °C

Fluidi compatibili
Aria compressa / Vuoto / Acqua

Fluids
Compressed air / Vacuum / Water

Geeignete Medien
Druckluft / Vakuum / Wasser

Fluides compatibles
Air comprimé / Vide / Eau

Fluidos compatibles
Aire comprimido / Vacío / Agua

Fluidos compatíveis
Ar comprimido / Vácuo / Água

Portata NI/min
Flow Rate
Durchflusswerte
Débit
Caudal de Flujo
Vazão

DN	6 bar Δ 1	6 bar Δ 0.5	6 bar Δ 0*
7.8	2550	1850	2900

* Scarico libero - *Exhaust Free - Kostenlose Auspuff - Échappement libre - Escape Libre - Descarga livre.*

Filettatura (IT)

Gas conica conforme ISO 7.1, BS 21, DIN 2999.
Gas cilindrica conforme ISO 228 Classe A.

Threads (GB)

Tapered gas in conformity with ISO7.1, BS 21, DIN 2999.
Parallel gas in conformity with ISO 228 Class A.

Gewindearten (DE)

Konisches Gewinde nach Norm ISO 7.1, BS 21, DIN 2999.
Zylindrisches Gewinde nach Norm ISO 228 Classe A.

Filetages (FR)

Filetage conique conforme: ISO7.1, BS 21, DIN 2999.
Filetage cylindrique conforme: ISO 228 Class A.

Roscas (ES)

Gas cónica conforme ISO 7.1, BS 21, DIN 2999.
Gas cilíndrica conforme ISO 228 Clase A.

Roscas (PT)

Gas cônica conforme ISO 7.1, BS 21, DIN 2999.
Gas paralela conforme ISO 228 Classe A.

730

PRESA MASCHIO CONICO

MALE TAPER SOCKET
VERSCHLUSS-KUPPLUNG MIT AUSSENGEWINDE KONISCH
COUPLEUR MÂLE CONIQUE
ENCHUFE MACHO CÓNICA
SOQUETE COM ROSCA MACHO CÔNICA

Code	A	B	C	D	CH	Pack.
00730 00 001	1/4	8	49,5	24	21	10
00730 00 002	3/8	11,5	53	24	21	10
00730 00 003	1/2	14	55,5	24	21	10

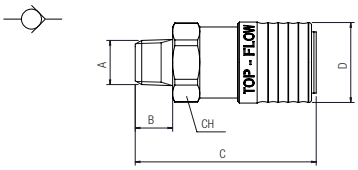

731

PRESA MASCHIO CILINDRICO CON OR

MALE CILINDRIC SOCKET WITH OR
VERSCHLUSS-KUPPLUNG MIT AUSSENGEWINDE ZYLINDRISCH MIT OR
COUPLEUR MÂLE CYLINDRIQUE AVEC OR
ENCHUFE MACHO CILINDRICA CON OR
SOQUETE COM ROSCA MACHO PARALELA COM OR

Code	A	B	C	D	CH	Pack.
00731 00 001	1/4	8	49,5	24	21	10
00731 00 002	3/8	9	50,5	24	21	10
00731 00 003	1/2	10	51,5	24	25	10

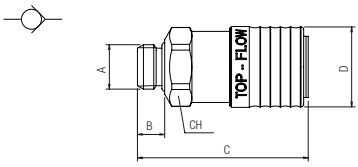

732

PRESA FEMMINA

FEMALE SOCKET
VERSCHLUSS-KUPPLUNG MIT INNENGEWINDE
COUPLEUR FEMELLE
ENCHUFE HEMBRA
SOQUETE COM ROSCA FÊMEA

Code	A	B	C	D	CH	Pack.
00732 00 001	1/4	12	50,5	24	21	10
00732 00 002	3/8	12	51,5	24	21	10
00732 00 003	1/2	15	56	24	24	10

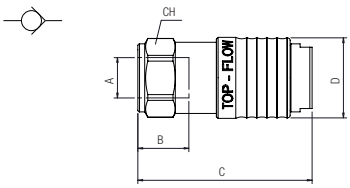

733

PRESA A CALZAMENTO CON MOLLA

COMPRESSION SOCKET WITH SPRING
VERSCHLUSS-KUPPLUNG MIT KNICKSCHUTZFEDER
COUPLEUR AVEC RESSORT DE PROTECTION
ENCHUFE TUBO CON MUELLE
SOQUETE COM CONEXÃO PUSH-ON COM MOLA

Code	A	B	C	D	CH	Pack.
00733 00 002	8/6	-	139	24	21	10
00733 00 004	10/6,5	-	147,5	24	21	10
00733 00 003	10/8	-	147,5	24	21	10
00733 00 006	12/9	-	154,5	24	21	10
00733 00 007	12/10	-	154,5	24	21	10

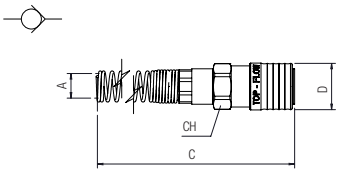

261

INNESTO MASCHIO
MALE PLUG
STECKER MIT AUSSENGEWINDE
EMBOUT MÂLE
ADAPTADOR MACHO
PLUG COM ROSCA MACHO

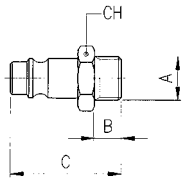

Code	A	B	C	D	CH	Pack.
00261 00 01 03 NB	1/4	8	33	-	17	10
00261 00 01 04 NB	3/8	9	34	-	19	10
00261 00 01 05 NB	1/2	10	35.5	-	24	10

261AC DN 7.8

INNESTO IN ACCIAIO MASCHIO
STEEL MALE PLUG
STECKER MIT AUSSENGEWINDE AUS STAHL
EMBOUT MÂLE EN ACIER
ADAPTADOR EN ACERO MACHO
PLUG EM AÇO COM ROSCA MACHO

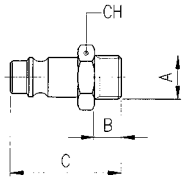

Code	A	B	C	D	CH	Pack.
261AC 00 51 03 ZI	1/4	8	33	-	17	10
261AC 00 51 04 ZI	3/8	9	34	-	19	10
261AC 00 51 05 ZI	1/2	10	35.5	-	24	10

ACCIAIO INDURITO
HARDENED STEEL
GEHÄRTETEM STAHL
ACIER TREMPÉ
ACERO CURTIDO
AÇO ENDURECIDO

262

INNESTO FEMMINA
FEMALE PLUG
STECKER MIT INNENGEWINDE
EMBOUT FEMELLE
ADAPTADOR HEMBRA
PLUG COM ROSCA FÊMEA

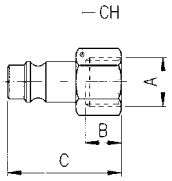

Code	A	B	C	D	CH	Pack.
00262 00 01 03 NB	1/4	11	33	-	17	10
00262 00 01 04 NB	3/8	11.5	33.5	-	19	10
00262 00 01 05 NB	1/2	14	36	-	24	10

262AC DN 7.8

INNESTO IN ACCIAIO FEMMINA
STEEL FEMALE PLUG
STECKER MIT INNENGEWINDE AUS STAHL
EMBOUT FEMELLE EN ACIER
ADAPTADOR EN ACERO HEMBRA
PLUG EM AÇO COM ROSCA FÊMEA

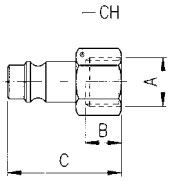

Code	A	B	C	D	CH	Pack.
262AC 00 51 03 ZI	1/4	11	33	-	17	10
262AC 00 51 04 ZI	3/8	11.5	33.5	-	19	10
262AC 00 51 05 ZI	1/2	14	36	-	24	10

ACCIAIO INDURITO
HARDENED STEEL
GEHÄRTETEM STAHL
ACIER TREMPÉ
ACERO CURTIDO
AÇO ENDURECIDO

263

INNESTO A CALZAMENTO CON MOLLA
COMPRESSION PLUG WITH SPRING
STECKER MIT KNICKSCHUTZFEDER
EMBOUT AVEC RESSORT DE PROTECTION
ADAPTADOR TUBO CON MUELLE
PLUG COM CONEXÃO PUSH-ON COM MOLA

Code	A	B	C	D	CH	Pack.
00263 00 001	6/4	-	124.5	-	13	10
00263 00 002	8/6	-	130	-	13	10
00263 00 003	10/8	-	137.5	-	14	10
00263 00 004	12/10	-	143	-	16	10

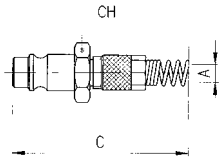

264

INNESTO A CALZAMENTO
COMPRESSION PLUG
STECKER MIT ÜBERWURFVERSCHRAUBUNG
EMBOUT À RACCORD À COIFFE
ADAPTADOR TUBO
PLUG COM CONEXÃO PUSH-ON

Code	A	B	C	D	CH	Pack.
00264 00 001	6/4	-	36	-	13	10
00264 00 002	8/6	-	36.5	-	13	10
00264 00 003	10/8	-	38.5	-	14	10
00264 00 004	12/10	-	47.5	-	16	10

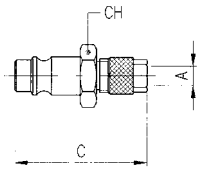

265

INNESTO CON PORTAGOMMA A RESCA
PLUG WITH REST FOR RUBBER HOSE
STECKER MIT SCHLAUCHTÜLLE
EMBOUT À DOUILLE ANNELÉE POUR TUBE
ADAPTADOR ESPIGA
PLUG COM ESPIGÃO PARA TUBO DE BORRACHA

Code	A	B	C	D	CH	Pack.
00265 00 01 X4 NB	6	-	39.5	12	-	10
00265 00 01 X7 NB	8	-	39.5	12	-	10
00265 00 01 X9 NB	10	-	42.5	14	-	10
00265 00 01 Y1 NB	12	-	42.5	16	-	10

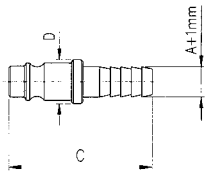

265AC DN 7.8

INNESTO IN ACCIAIO CON PORTAGOMMA A RESCA
STEEL PLUG WITH REST FOR RUBBER HOSE
STECKER MIT SCHLAUCHTÜLLE AUS STAHL
EMBOUT À DOUILLE ANNELÉE POUR TUBE EN ACIER
ADAPTADOR EN ACERO ESPIGA
PLUG EM AÇO COM ESPIGÃO PARA TUBO DE BORRACHA

Code	A	B	C	D	CH	Pack.
265AC 00 51 X4 ZI	6	-	39.5	12	-	10
265AC 00 51 X7 ZI	8	-	39.5	12	-	10
265AC 00 51 X9 ZI	10	-	42.5	14	-	10
265AC 00 51 Y1 ZI	12	-	42.5	16	-	10

ACCIAIO INDURITO
HARDENED STEEL
GEHÄRTETEM STAHL
ACIER TREMPÉ
ACERO CURTIDO
AÇO ENDURECIDO

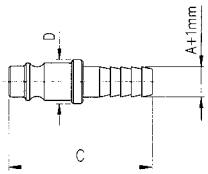

266

INNESTO CON PORTAGOMMA
PLUG FOR RUBBER HOSE
STECKER FÜR GUMMISCHLAUCH
EMBOUT POUR TUBE
ADAPTADOR CON PORTAGOMA
PLUG COM ESPIGÃO PARA TUBO DE BORRACHA

Code	A	B	C	CH1	CH2	Pack.
00266 00 001	14/6	-	55	15	17	10
00266 00 002	17/8	-	55	15	20	10
00266 00 003	19/10	-	55	15	22	10

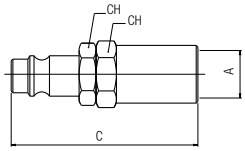

267

INNESTO A BAIONETTA
BAYONET PLUG
STECKER MIT BAJONETT-VERSCHLUSS
EMBOUT À BAIONNETTE
ADAPTADOR BAYONETA
PLUG COM CONEXÃO TIPO BAIONETA

Code	A	B	C	D	CH	Pack.
00267 00 001	15	-	33.5	-	15	10

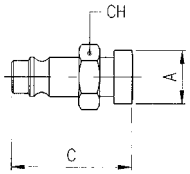

268

INNESTO A SCARICO PROGRESSIVO
PLUG WITH GRADUAL EXHAUST
STECKER MIT PROGRESSIVER ENTLASTUNG
EMBOUT À PASSAGE PROGRESSIF
ADAPTADOR DE DESCARGA PROGRESIVA
PLUG COM ESCAPE PROGRESSIVO

Code	A	B	C	CH	Pack.
00268 00 001	1/4	11	41.5	17	10

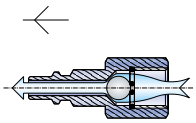

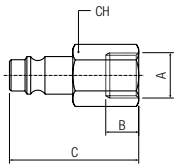

AIGNEP SPA
Via Don G. Bazzoli - 34
25070 Bione (BS)
ITALY

T: +39 0365 896626
F: +39 0365 896561

aignep.it@aignep.com

AIGNEP USA LLC
7121 Loblolly Pine Blvd
Fairview, TN 37062
U.S.A.

T: +1 615 771 6650
F: +1 615 771 0926

aignep.usa@aignep.com

AIGNEP LATAM
Sede:
Calle 15 N 27-78 Local 2
Sec. Paloquemao - 111411
Bogota
COLOMBIA

T: +57 1 37 52 50 1
T: +57 1 37 52 50 8

Sucursal:
Calle 6 SUR 52-80 Local 19
Cc. El Rodeo - 0520024 Medellìn
COLOMBIA

T: +57 4 58 70 90 1

aignep.latam@aignep.com

AIGNEP IBERICA SA
Pol. Ind. el Tortuguer "Can Prat"
Naves 23 y 24 08691
Monistrol de Montserrat - Barcelona
SPAIN

T: +34 93 828 47 36
F: +34 93 828 44 32

aignep.es@aignep.com

AIGNEP AG
Industriestrasse 22A
2545 Selzach
SWITZERLAND

T: +41 32 342 09 09
F: +41 32 342 09 11

aignep.ch@aignep.com

AIGNEP DO BRASIL COMERCIO DE COMPONENTES PARA AUTOMAÇÃO LTDA
Rua Campos Mello, 185
Vila Mathias - 11015-011 - Santos/SP
BRASIL

T: +55 13 2138 4049
F: +55 13 2138 4052

aignep.br@aignep.com

AIGNEP FRANCE SARL
2, Avenue des Amèthystes
44338 Nantes Cedex 3
FRANCE

T: +33 02 72 24 26 50
F: +33 02 72 24 26 51

aignep.fr@aignep.com

AIGNEP (Wuxi) FLUID TECHNOLOGY CO., LT D.
NO 8, Yanggong Road, Nanhu Main Road
Wuxi, Jiangsu.
CHINA

T: 0510-8544 1923
F: 0510-8540 0223

aignep.cn@aignep.com

www.aignep.com

Aignep si riserva il diritto di variare modelli e ingombri senza preavviso.
Aignep reserves the right to vary models and dimensions without notice.
Aignep behält sich das Recht vor, Daten ohne Ankündigung zu ändern.
Aignep se réserve le droit de modifier les données sans préavis.
Aignep se reserva el derecho de modificar modelos y dimensiones sin previo aviso.
Aignep reserva-se o direito de alterar os modelos e dimensões sem prévio aviso.

Aggiornamento - *Updated - Stand - Mise à jour - Actualización - Atualização:* 11/2018